

Universal Multiple-Octet Coded Character Set
International Organization for Standardization
Organisation Internationale de Normalisation
Международная организация по стандартизации

Doc Type: Working Group Document**Title: Proposal for encoding Sutton SignWriting in the UCS****Source: Michael Everson, Martin Hosken, Stephen Slevinski, and Valerie Sutton****Status: Individual Contribution****Action: For consideration by JTC1/SC2/WG2 and UTC****Date: 2012-10-14****Replaces: N4015**

1. Introduction. SignWriting is a script developed in 1974 by Valerie Sutton, the inventor of Sutton Movement Writing, who two years earlier had developed DanceWriting. SignWriting is a featural script, its glyphs being visually iconic as well as in their spatial arrangement in text, which represents a sort of snapshot of any given sign. SignWriting is currently being used to write the following Sign Languages:

American Sign Language (in USA, English-speaking Canada)	Japanese Sign Language
Arabian Sign Languages	Malawi Sign Language
Australian Sign Language	Malaysian Sign Language
Bolivian Sign Language	Maltese Sign Language
Brazilian Sign Language	Mexican Sign Language
British Sign Language	Nepalese Sign Language
Catalan Sign Language	New Zealand Sign Language
Colombian Sign Language	Nicaraguan Sign Language
Czech Sign Language	Norwegian Sign Language
Danish Sign Language	Peruvian Sign Language
Dutch Sign Language	Philippines Sign Language
Ethiopian Sign Language	Polish Sign Language
Finnish Sign Language	Portugese Sign Language
Flemish Sign Language	Québec Sign Language
French-Belgian Sign Language	South African Sign Language
French Sign Language	Spanish Sign Language
German Sign Language	Swedish Sign Language
Greek Sign Language	Swiss Sign Language
Irish Sign Language	Taiwanese Sign Language
Italian Sign Language	Tunisian Sign Language

A variety of literature exists in SignWriting. Much of it is lexical in nature (Sign Language dictionaries), but many longer texts, (such as the Gospels of Matthew, Mark, and John in American Sign Language) also exist (see www.signwriting.org/library/history/publications). It is estimated that there are thousands of publications in SignWriting, whether in ASL, or German Sign Language, Nicaraguan Sign Language, and so on.

2. Structure. The fundamental writing unit of SignWriting is called a “symbol”, which in UCS terms is “character”. The basic characters represent handshapes, facial expressions, and various indications of motion and contact. No single Sign Language uses all of the characters available in the SignWriting repertoire; some handshapes are distinctive in some Sign Languages while allophonic in others. Graphically, SignWriting characters are combined spatially on two-dimensional canvases to form individual “signs” (roughly equivalent to “words”). This spatial organization is *spelling* and is an essential part of the writing system.

Computer processing of SignWriting has been possible for many years, beginning with the SignWriter program which was in use from 1985 to 2004 (and continues to be used in some countries today). SignPuddle has been the world standard for SignWriting software from 2004 to present. In terms of UCS encoding, two main stages will be required. The first stage (represented in this proposal) is simpler: the encoding of the basic characters. These are simply graphic characters, proposed to be encoded in Plane 1. The second stage will deal with the spatial organization of SignWriting characters. The latter are anticipated to be encoded as control characters specific to SignWriting, probably in Plane 14. Currently, software developers for SignWriting use a variety of mechanisms to achieve spatial organization; research is ongoing to determine what the optimum mechanism is, in terms of accuracy and economy.

3. Character repertoire. The largest group of graphic characters used in SignWriting represent 261 handshapes. There are also 250 motion and contact characters, 110 head and face characters, 26 body and location characters, 5 punctuation marks, and 20 characters which indicate “fill” and “rotation”.

4. Fill and rotation characters. These characters are somewhat analogous to the “shifter” characters proposed for Miao vowels in N3789 (“Final proposal for encoding the Miao script in the SMP of the UCS”). It is easiest to describe this in terms of the handshapes. A “fill” in SignWriting indicates the relative position of a handshape as the signer (or writer of SignWriting) views his or her hand. A black fill indicates that the back of the hand is viewed by the signer; a white fill indicates that the palm of the hand is viewed by the signer; and a half-fill indicates that the side of the hand is viewed by the signer. There are three fills which indicate when the hand is in a vertical plane (parallel to a wall) and three which indicate when the hand is in a horizontal plane (parallel to the floor).



Figure 1. An example showing SIGNWRITING HAND-FLAT handshape with various fills.













		Palm of Hand Front View Parallel Wall Plane
		Side of Hand Front View Parallel Wall Plane
		Back of Hand Front View Parallel Wall Plane
		Palm of Hand Top View Parallel Floor Plane
		Side of Hand Top View Parallel Floor Plane
		Back of Hand Top View Parallel Floor Plane

Figure 2. An example of SIGNWRITING HAND-FIST INDEX with various fills.

A “rotation” indicates one of sixteen positions a handshape can appear in. Rotation is also the means used to distinguish a left-hand character from a right-hand character.





















































































					
					
					
					
					
					
					
					
					
					
					
					
					
					

Figure 3. An example of SIGNWRITING HAND-FIST INDEX with all of the fills and rotations.

Thus it can be seen that a given handshape may have 96 different realizations. This is somewhat analogous to the letter *e* which serves as a base character but may be modified by various diacritical

marks, as in é è ê ë ě ě ě etc. In order to economize on code positions and to preserve the underlying index-hand character identity, fill and rotation is accomplished by following a base character with one of 5 fill characters and one of 15 rotation characters. Note that Fill-1 and Rotation-1 are inherent in the base character.

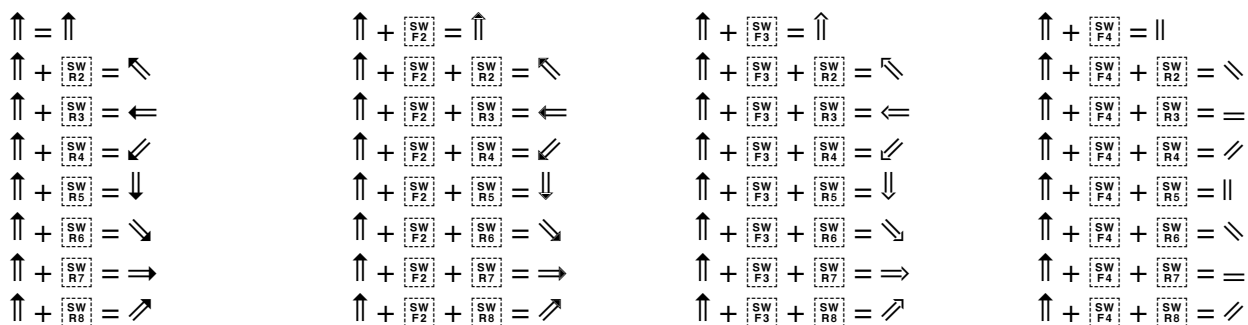
$\text{d} = \text{d}$	$\text{d} + \text{SW}_{F2} = \text{d}$	$\text{d} + \text{SW}_{F3} = \text{d}$
$\text{d} + \text{SW}_{R2} = \text{d}$	$\text{d} + \text{SW}_{F2} + \text{SW}_{R2} = \text{d}$	$\text{d} + \text{SW}_{F3} + \text{SW}_{R2} = \text{d}$
$\text{d} + \text{SW}_{R3} = \text{d}$	$\text{d} + \text{SW}_{F2} + \text{SW}_{R3} = \text{d}$	$\text{d} + \text{SW}_{F3} + \text{SW}_{R3} = \text{d}$
$\text{d} + \text{SW}_{R4} = \text{d}$	$\text{d} + \text{SW}_{F2} + \text{SW}_{R4} = \text{d}$	$\text{d} + \text{SW}_{F3} + \text{SW}_{R4} = \text{d}$
$\text{d} + \text{SW}_{R5} = \text{d}$	$\text{d} + \text{SW}_{F2} + \text{SW}_{R5} = \text{d}$	$\text{d} + \text{SW}_{F3} + \text{SW}_{R5} = \text{d}$
$\text{d} + \text{SW}_{R6} = \text{d}$	$\text{d} + \text{SW}_{F2} + \text{SW}_{R6} = \text{d}$	$\text{d} + \text{SW}_{F3} + \text{SW}_{R6} = \text{d}$
$\text{d} + \text{SW}_{R7} = \text{d}$	$\text{d} + \text{SW}_{F2} + \text{SW}_{R7} = \text{d}$	$\text{d} + \text{SW}_{F3} + \text{SW}_{R7} = \text{d}$
$\text{d} + \text{SW}_{R8} = \text{d}$	$\text{d} + \text{SW}_{F2} + \text{SW}_{R8} = \text{d}$	$\text{d} + \text{SW}_{F3} + \text{SW}_{R8} = \text{d}$
$\text{d} + \text{SW}_{R9} = \text{d}$	$\text{d} + \text{SW}_{F2} + \text{SW}_{R9} = \text{d}$	$\text{d} + \text{SW}_{F3} + \text{SW}_{R9} = \text{d}$
$\text{d} + \text{SW}_{R10} = \text{d}$	$\text{d} + \text{SW}_{F2} + \text{SW}_{R10} = \text{d}$	$\text{d} + \text{SW}_{F3} + \text{SW}_{R10} = \text{d}$
$\text{d} + \text{SW}_{R11} = \text{d}$	$\text{d} + \text{SW}_{F2} + \text{SW}_{R11} = \text{d}$	$\text{d} + \text{SW}_{F3} + \text{SW}_{R11} = \text{d}$
$\text{d} + \text{SW}_{R12} = \text{d}$	$\text{d} + \text{SW}_{F2} + \text{SW}_{R12} = \text{d}$	$\text{d} + \text{SW}_{F3} + \text{SW}_{R12} = \text{d}$
$\text{d} + \text{SW}_{R13} = \text{d}$	$\text{d} + \text{SW}_{F2} + \text{SW}_{R13} = \text{d}$	$\text{d} + \text{SW}_{F3} + \text{SW}_{R13} = \text{d}$
$\text{d} + \text{SW}_{R14} = \text{d}$	$\text{d} + \text{SW}_{F2} + \text{SW}_{R14} = \text{d}$	$\text{d} + \text{SW}_{F3} + \text{SW}_{R14} = \text{d}$
$\text{d} + \text{SW}_{R15} = \text{d}$	$\text{d} + \text{SW}_{F2} + \text{SW}_{R15} = \text{d}$	$\text{d} + \text{SW}_{F3} + \text{SW}_{R15} = \text{d}$
$\text{d} + \text{SW}_{R16} = \text{d}$	$\text{d} + \text{SW}_{F2} + \text{SW}_{R16} = \text{d}$	$\text{d} + \text{SW}_{F3} + \text{SW}_{R16} = \text{d}$

$\text{d} + \text{SW}_{F4} = \text{d}$	$\text{d} + \text{SW}_{F5} = \text{d}$	$\text{d} + \text{SW}_{F6} = \text{d}$
$\text{d} + \text{SW}_{F4} + \text{SW}_{R2} = \text{d}$	$\text{d} + \text{SW}_{F5} + \text{SW}_{R2} = \text{d}$	$\text{d} + \text{SW}_{F6} + \text{SW}_{R2} = \text{d}$
$\text{d} + \text{SW}_{F4} + \text{SW}_{R3} = \text{d}$	$\text{d} + \text{SW}_{F5} + \text{SW}_{R3} = \text{d}$	$\text{d} + \text{SW}_{F6} + \text{SW}_{R3} = \text{d}$
$\text{d} + \text{SW}_{F4} + \text{SW}_{R4} = \text{d}$	$\text{d} + \text{SW}_{F5} + \text{SW}_{R4} = \text{d}$	$\text{d} + \text{SW}_{F6} + \text{SW}_{R4} = \text{d}$
$\text{d} + \text{SW}_{F4} + \text{SW}_{R5} = \text{d}$	$\text{d} + \text{SW}_{F5} + \text{SW}_{R5} = \text{d}$	$\text{d} + \text{SW}_{F6} + \text{SW}_{R5} = \text{d}$
$\text{d} + \text{SW}_{F4} + \text{SW}_{R6} = \text{d}$	$\text{d} + \text{SW}_{F5} + \text{SW}_{R6} = \text{d}$	$\text{d} + \text{SW}_{F6} + \text{SW}_{R6} = \text{d}$
$\text{d} + \text{SW}_{F4} + \text{SW}_{R7} = \text{d}$	$\text{d} + \text{SW}_{F5} + \text{SW}_{R7} = \text{d}$	$\text{d} + \text{SW}_{F6} + \text{SW}_{R7} = \text{d}$
$\text{d} + \text{SW}_{F4} + \text{SW}_{R8} = \text{d}$	$\text{d} + \text{SW}_{F5} + \text{SW}_{R8} = \text{d}$	$\text{d} + \text{SW}_{F6} + \text{SW}_{R8} = \text{d}$
$\text{d} + \text{SW}_{F4} + \text{SW}_{R9} = \text{d}$	$\text{d} + \text{SW}_{F5} + \text{SW}_{R9} = \text{d}$	$\text{d} + \text{SW}_{F6} + \text{SW}_{R9} = \text{d}$
$\text{d} + \text{SW}_{F4} + \text{SW}_{R10} = \text{d}$	$\text{d} + \text{SW}_{F5} + \text{SW}_{R10} = \text{d}$	$\text{d} + \text{SW}_{F6} + \text{SW}_{R10} = \text{d}$
$\text{d} + \text{SW}_{F4} + \text{SW}_{R11} = \text{d}$	$\text{d} + \text{SW}_{F5} + \text{SW}_{R11} = \text{d}$	$\text{d} + \text{SW}_{F6} + \text{SW}_{R11} = \text{d}$
$\text{d} + \text{SW}_{F4} + \text{SW}_{R12} = \text{d}$	$\text{d} + \text{SW}_{F5} + \text{SW}_{R12} = \text{d}$	$\text{d} + \text{SW}_{F6} + \text{SW}_{R12} = \text{d}$
$\text{d} + \text{SW}_{F4} + \text{SW}_{R13} = \text{d}$	$\text{d} + \text{SW}_{F5} + \text{SW}_{R13} = \text{d}$	$\text{d} + \text{SW}_{F6} + \text{SW}_{R13} = \text{d}$
$\text{d} + \text{SW}_{F4} + \text{SW}_{R14} = \text{d}$	$\text{d} + \text{SW}_{F5} + \text{SW}_{R14} = \text{d}$	$\text{d} + \text{SW}_{F6} + \text{SW}_{R14} = \text{d}$
$\text{d} + \text{SW}_{F4} + \text{SW}_{R15} = \text{d}$	$\text{d} + \text{SW}_{F5} + \text{SW}_{R15} = \text{d}$	$\text{d} + \text{SW}_{F6} + \text{SW}_{R15} = \text{d}$
$\text{d} + \text{SW}_{F4} + \text{SW}_{R16} = \text{d}$	$\text{d} + \text{SW}_{F5} + \text{SW}_{R16} = \text{d}$	$\text{d} + \text{SW}_{F6} + \text{SW}_{R16} = \text{d}$

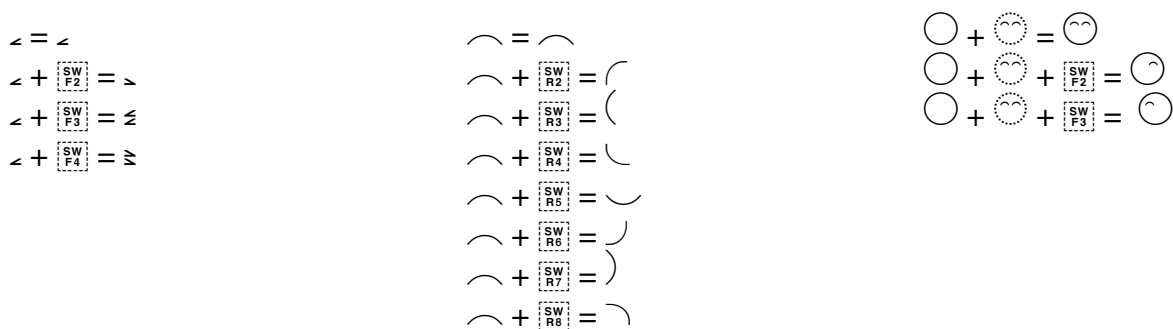
A font implementation which does not have support for fill and rotation should simply display $\text{d}^{\text{SW}_{R7}}$ or $\text{d}^{\text{SW}_{F2} \text{SW}_{R7}}$ or $\text{d}^{\text{SW}_{F3} \text{SW}_{R7}}$. Note that there are some combinations which do not occur. In the example here, note that the handshape with (inherent) Fill 1 has no rotations as it does not occur in any sign language.

$\text{w} = \text{w}$	$\text{w} + \text{SW}_{F2} = \text{w}$	$\text{w} + \text{SW}_{F2} + \text{SW}_{R9} = \text{w}$
$\text{w} + \text{SW}_{F2} + \text{SW}_{R2} = \text{w}$	$\text{w} + \text{SW}_{F2} + \text{SW}_{R2} = \text{w}$	$\text{w} + \text{SW}_{F2} + \text{SW}_{R10} = \text{w}$
$\text{w} + \text{SW}_{F2} + \text{SW}_{R3} = \text{w}$	$\text{w} + \text{SW}_{F2} + \text{SW}_{R3} = \text{w}$	$\text{w} + \text{SW}_{F2} + \text{SW}_{R11} = \text{w}$
$\text{w} + \text{SW}_{F2} + \text{SW}_{R4} = \text{w}$	$\text{w} + \text{SW}_{F2} + \text{SW}_{R4} = \text{w}$	$\text{w} + \text{SW}_{F2} + \text{SW}_{R12} = \text{w}$
$\text{w} + \text{SW}_{F2} + \text{SW}_{R5} = \text{w}$	$\text{w} + \text{SW}_{F2} + \text{SW}_{R5} = \text{w}$	$\text{w} + \text{SW}_{F2} + \text{SW}_{R13} = \text{w}$
$\text{w} + \text{SW}_{F2} + \text{SW}_{R6} = \text{w}$	$\text{w} + \text{SW}_{F2} + \text{SW}_{R6} = \text{w}$	$\text{w} + \text{SW}_{F2} + \text{SW}_{R14} = \text{w}$
$\text{w} + \text{SW}_{F2} + \text{SW}_{R7} = \text{w}$	$\text{w} + \text{SW}_{F2} + \text{SW}_{R7} = \text{w}$	$\text{w} + \text{SW}_{F2} + \text{SW}_{R15} = \text{w}$
$\text{w} + \text{SW}_{F2} + \text{SW}_{R8} = \text{w}$	$\text{w} + \text{SW}_{F2} + \text{SW}_{R8} = \text{w}$	$\text{w} + \text{SW}_{F2} + \text{SW}_{R16} = \text{w}$

These arrows do not have the “handedness” of the handshakes, so they take only 8 rotations, and require only 4 fills.



The fast tempo signs in the left column below have neither “rotations” nor “fills” but Fill characters are used to select their shapes. The slow tempo signs in the centre column have no fills, but do have rotations. Headshapes like the one shown in the right column, cannot take (for example) Rotation 5 because it is physiologically impossible.

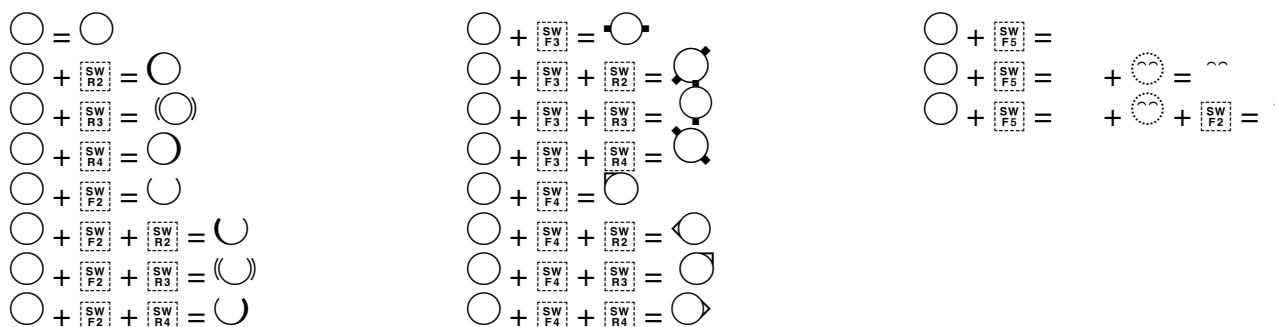


A complete list of valid and invalid sequences of base character, fill character, and rotation character, is given in a file at <http://www.evertype.com/standards/iso10646/pdf/signwritingsequences.txt>

5. Fills and Rotations in current implementations. SignWriting has employed “triplets” of Base + Fill + Rotation since the “SignWriter” computer program (written by Richard Gleaves for the Apple IIe in 1985–1986 and later ported to DOS); are still used in the SignPuddle software presently maintained by Stephen E. Slevinski Jr. Although various methods of representing the triplets in data were used depending on platform, the data structure has been consistent and it has been possible to map this data from implementation to implementation. The UCS encoding differs from the previous encodings in “hard-coding” Fill-1 and Rotation-1 as “inherent” to the base character, but the structure remains the same and previous data can be reliably mapped to the structure of the encoding proposed here.

6. Faces and heads. The characters U+1DA00..1DA36 and U+1DA3B..1DA6C are combining characters that combine with a preceding base character, ○ U+1D9FF SIGNWRITING HEAD. Diacritics are subcategorized by modifying then with fill characters. For example ☹ U+1DA16 SIGNWRITING EYES CLOSED indicates both eyes closed, while ☹ U+1DA16 SIGNWRITING EYES CLOSED followed by SW F2 U+1DA9B SIGNWRITING FILL MODIFIER-2 is just the right eye closed. Diacritics may be combined following the HEAD, for example with eye and mouth diacritics both occurring.

Face diacritics modify a head. If one wants to render a diacritic sequence (eyes, eyebrows, mouthshapes) on its own, the the base character is first modified to make it invisible, by using U+1D9FF SIGNWRITING HEAD followed by U+1D9AE SIGNWRITING FILL MODIFIER-5. The need to render face modifiers without a face is very rare and never used in actual sign languages.



The head followed by fill-2, open at the top, is used for example when eyebrows and eyes might take up too much space when rendered within a fully-circular head.



Figure 4. Three heads with complex facial expressions, making use of the “open-top head”.

7. Collating order. For the purposes of the UCA and ISO/IEC 14651, the binary collation order in the code chart should be sufficient for the default tailorable template. Sorting SignWriting signs is far too complex for the default template.

8. Linebreaking. Line breaks do not occur in the middle of a sign. Line breaks do not occur before punctuation. It would appear that SignWriting graphic characters should have the same linebreaking properties as Egyptian hieroglyphs.

9. SignWriting Markup Language. There are several flavours of SWML. Some versions are more complicated and included more semantic structure than does the SignPuddle implementation which is predominant today.

For the type of SWML which Steve Slevinski used in the past, see an example from SignPuddle 1.5; see <http://www.signbank.org/signpuddle1.5/data/sgn/28/6810.swml>

This older SWML overloads the "sign" entity for punctuation. There are only 2 elements: signs and symbols. For the current implementation, Steve Slevinski separated out punctuation. Here is an example in SignPuddle 1.6; The online example is at:

<http://signbank.org/signpuddle1.6/dataformat.php?ui=1&sgn=4&ksw=M18x29S14c20n19xn29S271063xn11%20M18x33S1870an11x15S18701n18xn10S205008xn4S2e7340xn32%20S38800n36xn4>

This shows the phrase “Hello World.” in American Sign Language. This has 2 signs (“hello” and “world”) and one punctuation mark (SIGNWRITING FULL STOP).









Data Options

Markup

Symbol Identification

Data Content

Display Parameters

M  n19xn29  3xn11 M  n11x15  n18xn10 *8xn4  0xn32 

Markup

Symbol Identification


Data Content

Display Parameters

M n19xn29 3xn11 M n11x15 n18xn10 8xn4 0xn32

Figure 5. Here, the underlying data structure of “Hello World” is shown. In the upper box the glyphs (hand, three-back-and-forth-arrows, hand, hand, circling-arrow, punctuation) are shown surrounded by SWML markup for two-dimensional display. In the lower box, the triplet of (in this case) PUA characters are shown (displayed as square boxes) for each of those entities, flanked by the same SWML markup.

The main two elements in the markup are "signbox" and "punctuation". The punctuation element always contains a single punctuation symbol. The "signbox" element can have 2 types of elements: "sym" as spatial symbols and "seq" as sequential symbols. The spatial symbol includes 2-dimensional positioning and are considered unordered. The sequential symbols are ordered, but do not include 2-dimensional positioning.

Earlier implementations used a set of standardized symbol IDs to identify each symbol: example "01-01-001-01-01-01" is . The first 4 number parts are used for conversion to the modern symbol identification. A datafile with 652 rows is required for conversion. For conversion to Unicode, the value of the second column is revised starting from the hex value "1D700". A list of signs in this numeric format is given at http://signpuddle.net/iswa/data/iswa_sym_base.txt .

For symbol identification, existing software has 3 primary options: code, key, and Unicode.

- The code is a 16-bit number from 1 to 65,000. These codes are useful as primary keys in a database.
- The key is a string of 6 ASCII characters. This is used for the ASCII representation of SignWriting data.
- The Unicode is a string of 3 characters (minus inherent Fill-1 and Rotation-1).

There are simple mathematical formulae for conversion between the symbol code, key, and Unicode. These identifications are isomorphic. For the structures above the symbols, there are 2 types of markup: lite and full. They both represent the same data. The “lite” markup uses strings for signs and punctuation marks. The full markup uses XML. In both markups, the symbols can be identified by code, key, Unicode, or even symbol ID.

9.1 Encoding models for SignWriting graphic characters. A brief discussion as to possible encoding models is relevant to the UTC and WG2 decision about how to encode the characters. In principle, the following three methods could be used:

- a) encode 37,811 characters
- b) encode 522 handshapes (for left and right hands) and only 8 rotations
- c) encode 261 handshapes and 16 rotations

Choice (a) is equivalent to the 16-bit symbol code. This was in fact the first encoding considered, but it was dropped because of search limitation in the design. *Searching* was the main reason for choice (c). We can easily search for a general symbol base, or a symbol base with a specific fill, a symbol base with a specific rotation, or an exact symbol. Choice (b) has not been preferred because it is the handshape which is the basic phoneme, not the hand per se. Moreover, complex signs involving hands touching and crossing the body would make it more difficult for end users than choice (c) does. And choice (c) is isomorphic to previous implementations.

Since the triplets Base + Fill +Rotation are part of the "entity set" in SWML, our proposal optimizes mapping between existing data and the new UCS data which will be created after the proposed characters are encoded. The concept of symbol identity is used in SWML. We have 3 equivalent symbol identifications: code, key, and Unicode. The optimized mapping of existing data is explicitly stated in the mathematical conversions between these symbol identifications.

10. Unicode Character Properties.

```

1D800;SIGNWRITING HAND-FIST INDEX;Lo;0;L;;;;N;;;;;
1D801;SIGNWRITING HAND-CIRCLE INDEX;Lo;0;L;;;;N;;;;;
1D802;SIGNWRITING HAND-CUP INDEX;Lo;0;L;;;;N;;;;;
1D803;SIGNWRITING HAND-OVAL INDEX;Lo;0;L;;;;N;;;;;
1D804;SIGNWRITING HAND-HINGE INDEX;Lo;0;L;;;;N;;;;;
1D805;SIGNWRITING HAND-ANGLE INDEX;Lo;0;L;;;;N;;;;;
1D806;SIGNWRITING HAND-FIST INDEX BENT;Lo;0;L;;;;N;;;;;
1D807;SIGNWRITING HAND-CIRCLE INDEX BENT;Lo;0;L;;;;N;;;;;
1D808;SIGNWRITING HAND-FIST THUMB UNDER INDEX BENT;Lo;0;L;;;;N;;;;;
1D809;SIGNWRITING HAND-FIST INDEX RAISED KNUCKLE;Lo;0;L;;;;N;;;;;
1D80A;SIGNWRITING HAND-FIST INDEX CUPPED;Lo;0;L;;;;N;;;;;
1D80B;SIGNWRITING HAND-FIST INDEX HINGED;Lo;0;L;;;;N;;;;;
1D80C;SIGNWRITING HAND-FIST INDEX HINGED LOW;Lo;0;L;;;;N;;;;;
1D80D;SIGNWRITING HAND-CIRCLE INDEX HINGE;Lo;0;L;;;;N;;;;;
1D80E;SIGNWRITING HAND-FIST INDEX MIDDLE;Lo;0;L;;;;N;;;;;
1D80F;SIGNWRITING HAND-CIRCLE INDEX MIDDLE;Lo;0;L;;;;N;;;;;
1D810;SIGNWRITING HAND-FIST INDEX MIDDLE BENT;Lo;0;L;;;;N;;;;;
1D811;SIGNWRITING HAND-FIST INDEX MIDDLE RAISED KNUCKLES;Lo;0;L;;;;N;;;;;
1D812;SIGNWRITING HAND-FIST INDEX MIDDLE HINGED;Lo;0;L;;;;N;;;;;
1D813;SIGNWRITING HAND-FIST INDEX UP MIDDLE HINGED;Lo;0;L;;;;N;;;;;
1D814;SIGNWRITING HAND-FIST INDEX HINGED MIDDLE UP;Lo;0;L;;;;N;;;;;
1D815;SIGNWRITING HAND-FIST INDEX MIDDLE CONJOINED;Lo;0;L;;;;N;;;;;
1D816;SIGNWRITING HAND-FIST INDEX MIDDLE CONJOINED INDEX BENT;Lo;0;L;;;;N;;;;;
1D817;SIGNWRITING HAND-FIST INDEX MIDDLE CONJOINED MIDDLE BENT;Lo;0;L;;;;N;;;;;
1D818;SIGNWRITING HAND-FIST INDEX MIDDLE CONJOINED CUPPED;Lo;0;L;;;;N;;;;;
1D819;SIGNWRITING HAND-FIST INDEX MIDDLE CONJOINED HINGED;Lo;0;L;;;;N;;;;;
1D81A;SIGNWRITING HAND-FIST INDEX MIDDLE CROSSED;Lo;0;L;;;;N;;;;;
1D81B;SIGNWRITING HAND-CIRCLE INDEX MIDDLE CROSSED;Lo;0;L;;;;N;;;;;
1D81C;SIGNWRITING HAND-FIST MIDDLE BENT OVER INDEX;Lo;0;L;;;;N;;;;;
1D81D;SIGNWRITING HAND-FIST INDEX BENT OVER MIDDLE;Lo;0;L;;;;N;;;;;
1D81E;SIGNWRITING HAND-FIST INDEX MIDDLE THUMB;Lo;0;L;;;;N;;;;;
1D81F;SIGNWRITING HAND-CIRCLE INDEX MIDDLE THUMB;Lo;0;L;;;;N;;;;;
1D820;SIGNWRITING HAND-FIST INDEX MIDDLE STRAIGHT THUMB BENT;Lo;0;L;;;;N;;;;;
1D821;SIGNWRITING HAND-FIST INDEX MIDDLE BENT THUMB STRAIGHT;Lo;0;L;;;;N;;;;;
1D822;SIGNWRITING HAND-FIST INDEX MIDDLE THUMB BENT;Lo;0;L;;;;N;;;;;

```


1D823;SIGNWRITING HAND-FIST INDEX MIDDLE HINGED SPREAD THUMB SIDE;Lo;0;L;;;N;;;;;
1D824;SIGNWRITING HAND-FIST INDEX UP MIDDLE HINGED THUMB SIDE;Lo;0;L;;;N;;;;;
1D825;SIGNWRITING HAND-FIST INDEX UP MIDDLE HINGED THUMB CONJOINED;Lo;0;L;;;N;;;;;
1D826;SIGNWRITING HAND-FIST INDEX HINGED MIDDLE UP THUMB SIDE;Lo;0;L;;;N;;;;;
1D827;SIGNWRITING HAND-FIST INDEX MIDDLE UP SPREAD THUMB FORWARD;Lo;0;L;;;N;;;;;
1D828;SIGNWRITING HAND-FIST INDEX MIDDLE THUMB CUPPED;Lo;0;L;;;N;;;;;
1D829;SIGNWRITING HAND-FIST INDEX MIDDLE THUMB CIRCLED;Lo;0;L;;;N;;;;;
1D82A;SIGNWRITING HAND-FIST INDEX MIDDLE THUMB HOOKED;Lo;0;L;;;N;;;;;
1D82B;SIGNWRITING HAND-FIST INDEX MIDDLE THUMB HINGED;Lo;0;L;;;N;;;;;
1D82C;SIGNWRITING HAND-FIST THUMB BETWEEN INDEX MIDDLE STRAIGHT;Lo;0;L;;;N;;;;;
1D82D;SIGNWRITING HAND-FIST INDEX MIDDLE CONJOINED THUMB SIDE;Lo;0;L;;;N;;;;;
1D82E;SIGNWRITING HAND-FIST INDEX MIDDLE CONJOINED THUMB SIDE CONJOINED;Lo;0;L;;;N;;;;;
1D82F;SIGNWRITING HAND-FIST INDEX MIDDLE CONJOINED THUMB SIDE BENT;Lo;0;L;;;N;;;;;
1D830;SIGNWRITING HAND-FIST MIDDLE THUMB HOOKED INDEX UP;Lo;0;L;;;N;;;;;
1D831;SIGNWRITING HAND-FIST INDEX THUMB HOOKED MIDDLE UP;Lo;0;L;;;N;;;;;
1D832;SIGNWRITING HAND-FIST INDEX MIDDLE CONJOINED HINGED THUMB SIDE;Lo;0;L;;;N;;;;;
1D833;SIGNWRITING HAND-FIST INDEX MIDDLE CROSSED THUMB SIDE;Lo;0;L;;;N;;;;;
1D834;SIGNWRITING HAND-FIST INDEX MIDDLE CONJOINED THUMB FORWARD;Lo;0;L;;;N;;;;;
1D835;SIGNWRITING HAND-FIST INDEX MIDDLE CONJOINED CUPPED THUMB FORWARD;Lo;0;L;;;N;;;;;
1D836;SIGNWRITING HAND-FIST MIDDLE THUMB CUPPED INDEX UP;Lo;0;L;;;N;;;;;
1D837;SIGNWRITING HAND-FIST INDEX THUMB CUPPED MIDDLE UP;Lo;0;L;;;N;;;;;
1D838;SIGNWRITING HAND-FIST MIDDLE THUMB CIRCLED INDEX UP;Lo;0;L;;;N;;;;;
1D839;SIGNWRITING HAND-FIST MIDDLE THUMB CIRCLED INDEX HINGED;Lo;0;L;;;N;;;;;
1D83A;SIGNWRITING HAND-FIST INDEX THUMB ANGLED OUT MIDDLE UP;Lo;0;L;;;N;;;;;
1D83B;SIGNWRITING HAND-FIST INDEX THUMB ANGLED IN MIDDLE UP;Lo;0;L;;;N;;;;;
1D83C;SIGNWRITING HAND-FIST INDEX THUMB CIRCLED MIDDLE UP;Lo;0;L;;;N;;;;;
1D83D;SIGNWRITING HAND-FIST INDEX MIDDLE THUMB CONJOINED HINGED;Lo;0;L;;;N;;;;;
1D83E;SIGNWRITING HAND-FIST INDEX MIDDLE THUMB ANGLED OUT;Lo;0;L;;;N;;;;;
1D83F;SIGNWRITING HAND-FIST INDEX MIDDLE THUMB ANGLED;Lo;0;L;;;N;;;;;
1D840;SIGNWRITING HAND-FIST MIDDLE THUMB ANGLED OUT INDEX UP;Lo;0;L;;;N;;;;;
1D841;SIGNWRITING HAND-FIST MIDDLE THUMB ANGLED OUT INDEX CROSSED;Lo;0;L;;;N;;;;;
1D842;SIGNWRITING HAND-FIST MIDDLE THUMB ANGLED INDEX UP;Lo;0;L;;;N;;;;;
1D843;SIGNWRITING HAND-FIST INDEX THUMB HOOKED MIDDLE HINGED;Lo;0;L;;;N;;;;;
1D844;SIGNWRITING HAND-FLAT FOUR FINGERS;Lo;0;L;;;N;;;;;
1D845;SIGNWRITING HAND-FLAT FOUR FINGERS BENT;Lo;0;L;;;N;;;;;
1D846;SIGNWRITING HAND-FLAT FOUR FINGERS HINGED;Lo;0;L;;;N;;;;;
1D847;SIGNWRITING HAND-FLAT FOUR FINGERS CONJOINED;Lo;0;L;;;N;;;;;
1D848;SIGNWRITING HAND-FLAT FOUR FINGERS CONJOINED SPLIT;Lo;0;L;;;N;;;;;
1D849;SIGNWRITING HAND-CLAW FOUR FINGERS CONJOINED;Lo;0;L;;;N;;;;;
1D84A;SIGNWRITING HAND-FIST FOUR FINGERS CONJOINED BENT;Lo;0;L;;;N;;;;;
1D84B;SIGNWRITING HAND-HINGE FOUR FINGERS CONJOINED;Lo;0;L;;;N;;;;;
1D84C;SIGNWRITING HAND-FLAT FIVE FINGERS SPREAD;Lo;0;L;;;N;;;;;
1D84D;SIGNWRITING HAND-FLAT HEEL FIVE FINGERS SPREAD;Lo;0;L;;;N;;;;;
1D84E;SIGNWRITING HAND-FLAT FIVE FINGERS SPREAD FOUR BENT;Lo;0;L;;;N;;;;;
1D84F;SIGNWRITING HAND-FLAT HEEL FIVE FINGERS SPREAD FOUR BENT;Lo;0;L;;;N;;;;;
1D850;SIGNWRITING HAND-FLAT FIVE FINGERS SPREAD BENT;Lo;0;L;;;N;;;;;
1D851;SIGNWRITING HAND-FLAT HEEL FIVE FINGERS SPREAD BENT;Lo;0;L;;;N;;;;;
1D852;SIGNWRITING HAND-FLAT FIVE FINGERS SPREAD THUMB FORWARD;Lo;0;L;;;N;;;;;
1D853;SIGNWRITING HAND-CUP FIVE FINGERS SPREAD;Lo;0;L;;;N;;;;;
1D854;SIGNWRITING HAND-CUP FIVE FINGERS SPREAD OPEN;Lo;0;L;;;N;;;;;
1D855;SIGNWRITING HAND-HINGE FIVE FINGERS SPREAD OPEN;Lo;0;L;;;N;;;;;
1D856;SIGNWRITING HAND-OVAL FIVE FINGERS SPREAD;Lo;0;L;;;N;;;;;
1D857;SIGNWRITING HAND-FLAT FIVE FINGERS SPREAD HINGED;Lo;0;L;;;N;;;;;
1D858;SIGNWRITING HAND-FLAT FIVE FINGERS SPREAD HINGED THUMB SIDE;Lo;0;L;;;N;;;;;
1D859;SIGNWRITING HAND-FLAT FIVE FINGERS SPREAD HINGED NO THUMB;Lo;0;L;;;N;;;;;
1D85A;SIGNWRITING HAND-FLAT;Lo;0;L;;;N;;;;;
1D85B;SIGNWRITING HAND-FLAT BETWEEN PALM FACINGS;Lo;0;L;;;N;;;;;
1D85C;SIGNWRITING HAND-FLAT HEEL;Lo;0;L;;;N;;;;;
1D85D;SIGNWRITING HAND-FLAT THUMB SIDE;Lo;0;L;;;N;;;;;
1D85E;SIGNWRITING HAND-FLAT HEEL THUMB SIDE;Lo;0;L;;;N;;;;;
1D85F;SIGNWRITING HAND-FLAT THUMB BENT;Lo;0;L;;;N;;;;;
1D860;SIGNWRITING HAND-FLAT THUMB FORWARD;Lo;0;L;;;N;;;;;
1D861;SIGNWRITING HAND-FLAT SPLIT INDEX THUMB SIDE;Lo;0;L;;;N;;;;;
1D862;SIGNWRITING HAND-FLAT SPLIT CENTER;Lo;0;L;;;N;;;;;
1D863;SIGNWRITING HAND-FLAT SPLIT CENTER THUMB SIDE;Lo;0;L;;;N;;;;;
1D864;SIGNWRITING HAND-FLAT SPLIT CENTER THUMB SIDE BENT;Lo;0;L;;;N;;;;;
1D865;SIGNWRITING HAND-FLAT SPLIT LITTLE;Lo;0;L;;;N;;;;;
1D866;SIGNWRITING HAND-CLAW;Lo;0;L;;;N;;;;;
1D867;SIGNWRITING HAND-CLAW THUMB SIDE;Lo;0;L;;;N;;;;;
1D868;SIGNWRITING HAND-CLAW NO THUMB;Lo;0;L;;;N;;;;;
1D869;SIGNWRITING HAND-CLAW THUMB FORWARD;Lo;0;L;;;N;;;;;
1D86A;SIGNWRITING HAND-HOOK CURLICUE;Lo;0;L;;;N;;;;;
1D86B;SIGNWRITING HAND-HOOK;Lo;0;L;;;N;;;;;
1D86C;SIGNWRITING HAND-CUP OPEN;Lo;0;L;;;N;;;;;
1D86D;SIGNWRITING HAND-CUP;Lo;0;L;;;N;;;;;
1D86E;SIGNWRITING HAND-CUP OPEN THUMB SIDE;Lo;0;L;;;N;;;;;
1D86F;SIGNWRITING HAND-CUP THUMB SIDE;Lo;0;L;;;N;;;;;
1D870;SIGNWRITING HAND-CUP OPEN NO THUMB;Lo;0;L;;;N;;;;;
1D871;SIGNWRITING HAND-CUP NO THUMB;Lo;0;L;;;N;;;;;
1D872;SIGNWRITING HAND-CUP OPEN THUMB FORWARD;Lo;0;L;;;N;;;;;
1D873;SIGNWRITING HAND-CUP THUMB FORWARD;Lo;0;L;;;N;;;;;
1D874;SIGNWRITING HAND-CURLICUE OPEN;Lo;0;L;;;N;;;;;
1D875;SIGNWRITING HAND-CURLICUE;Lo;0;L;;;N;;;;;
1D876;SIGNWRITING HAND-CIRCLE;Lo;0;L;;;N;;;;;
1D877;SIGNWRITING HAND-OVAL;Lo;0;L;;;N;;;;;

1D878;SIGNWRITING HAND-OVAL THUMB SIDE;Lo;0;L;;;;N;;;;;
1D879;SIGNWRITING HAND-OVAL NO THUMB;Lo;0;L;;;;N;;;;;
1D87A;SIGNWRITING HAND-OVAL THUMB FORWARD;Lo;0;L;;;;N;;;;;
1D87B;SIGNWRITING HAND-HINGE OPEN;Lo;0;L;;;;N;;;;;
1D87C;SIGNWRITING HAND-HINGE OPEN THUMB FORWARD;Lo;0;L;;;;N;;;;;
1D87D;SIGNWRITING HAND-HINGE;Lo;0;L;;;;N;;;;;
1D87E;SIGNWRITING HAND-HINGE SMALL;Lo;0;L;;;;N;;;;;
1D87F;SIGNWRITING HAND-HINGE OPEN THUMB SIDE;Lo;0;L;;;;N;;;;;
1D880;SIGNWRITING HAND-HINGE THUMB SIDE;Lo;0;L;;;;N;;;;;
1D881;SIGNWRITING HAND-HINGE OPEN NO THUMB;Lo;0;L;;;;N;;;;;
1D882;SIGNWRITING HAND-HINGE NO THUMB;Lo;0;L;;;;N;;;;;
1D883;SIGNWRITING HAND-HINGE THUMB SIDE TOUCHING INDEX;Lo;0;L;;;;N;;;;;
1D884;SIGNWRITING HAND-HINGE THUMB BETWEEN MIDDLE RING;Lo;0;L;;;;N;;;;;
1D885;SIGNWRITING HAND-ANGLE;Lo;0;L;;;;N;;;;;
1D886;SIGNWRITING HAND-FIST INDEX MIDDLE RING;Lo;0;L;;;;N;;;;;
1D887;SIGNWRITING HAND-CIRCLE INDEX MIDDLE RING;Lo;0;L;;;;N;;;;;
1D888;SIGNWRITING HAND-HINGE INDEX MIDDLE RING;Lo;0;L;;;;N;;;;;
1D889;SIGNWRITING HAND-ANGLE INDEX MIDDLE RING;Lo;0;L;;;;N;;;;;
1D88A;SIGNWRITING HAND-HINGE LITTLE;Lo;0;L;;;;N;;;;;
1D88B;SIGNWRITING HAND-FIST INDEX MIDDLE RING BENT;Lo;0;L;;;;N;;;;;
1D88C;SIGNWRITING HAND-FIST INDEX MIDDLE RING CONJOINED;Lo;0;L;;;;N;;;;;
1D88D;SIGNWRITING HAND-HINGE INDEX MIDDLE RING CONJOINED;Lo;0;L;;;;N;;;;;
1D88E;SIGNWRITING HAND-FIST LITTLE DOWN;Lo;0;L;;;;N;;;;;
1D88F;SIGNWRITING HAND-FIST LITTLE DOWN RIPPLE STRAIGHT;Lo;0;L;;;;N;;;;;
1D890;SIGNWRITING HAND-FIST LITTLE DOWN RIPPLE CURVED;Lo;0;L;;;;N;;;;;
1D891;SIGNWRITING HAND-FIST LITTLE DOWN OTHERS CIRCLED;Lo;0;L;;;;N;;;;;
1D892;SIGNWRITING HAND-FIST LITTLE UP;Lo;0;L;;;;N;;;;;
1D893;SIGNWRITING HAND-FIST THUMB UNDER LITTLE UP;Lo;0;L;;;;N;;;;;
1D894;SIGNWRITING HAND-CIRCLE LITTLE UP;Lo;0;L;;;;N;;;;;
1D895;SIGNWRITING HAND-OVAL LITTLE UP;Lo;0;L;;;;N;;;;;
1D896;SIGNWRITING HAND-ANGLE LITTLE UP;Lo;0;L;;;;N;;;;;
1D897;SIGNWRITING HAND-FIST LITTLE RAISED KNUCKLE;Lo;0;L;;;;N;;;;;
1D898;SIGNWRITING HAND-FIST LITTLE BENT;Lo;0;L;;;;N;;;;;
1D899;SIGNWRITING HAND-FIST LITTLE TOUCHES THUMB;Lo;0;L;;;;N;;;;;
1D89A;SIGNWRITING HAND-FIST LITTLE THUMB;Lo;0;L;;;;N;;;;;
1D89B;SIGNWRITING HAND-HINGE LITTLE THUMB;Lo;0;L;;;;N;;;;;
1D89C;SIGNWRITING HAND-FIST LITTLE INDEX THUMB;Lo;0;L;;;;N;;;;;
1D89D;SIGNWRITING HAND-HINGE LITTLE INDEX THUMB;Lo;0;L;;;;N;;;;;
1D89E;SIGNWRITING HAND-ANGLE LITTLE INDEX THUMB INDEX THUMB OUT;Lo;0;L;;;;N;;;;;
1D89F;SIGNWRITING HAND-ANGLE LITTLE INDEX THUMB INDEX THUMB;Lo;0;L;;;;N;;;;;
1D8A0;SIGNWRITING HAND-FIST LITTLE INDEX;Lo;0;L;;;;N;;;;;
1D8A1;SIGNWRITING HAND-CIRCLE LITTLE INDEX;Lo;0;L;;;;N;;;;;
1D8A2;SIGNWRITING HAND-HINGE LITTLE INDEX;Lo;0;L;;;;N;;;;;
1D8A3;SIGNWRITING HAND-ANGLE LITTLE INDEX;Lo;0;L;;;;N;;;;;
1D8A4;SIGNWRITING HAND-FIST INDEX MIDDLE LITTLE;Lo;0;L;;;;N;;;;;
1D8A5;SIGNWRITING HAND-CIRCLE INDEX MIDDLE LITTLE;Lo;0;L;;;;N;;;;;
1D8A6;SIGNWRITING HAND-HINGE INDEX MIDDLE LITTLE;Lo;0;L;;;;N;;;;;
1D8A7;SIGNWRITING HAND-HINGE RING;Lo;0;L;;;;N;;;;;
1D8A8;SIGNWRITING HAND-ANGLE INDEX MIDDLE LITTLE;Lo;0;L;;;;N;;;;;
1D8A9;SIGNWRITING HAND-FIST INDEX MIDDLE CROSS LITTLE;Lo;0;L;;;;N;;;;;
1D8AA;SIGNWRITING HAND-CIRCLE INDEX MIDDLE CROSS LITTLE;Lo;0;L;;;;N;;;;;
1D8AB;SIGNWRITING HAND-FIST RING DOWN;Lo;0;L;;;;N;;;;;
1D8AC;SIGNWRITING HAND-HINGE RING DOWN INDEX THUMB HOOK MIDDLE;Lo;0;L;;;;N;;;;;
1D8AD;SIGNWRITING HAND-ANGLE RING DOWN MIDDLE THUMB INDEX CROSS;Lo;0;L;;;;N;;;;;
1D8AE;SIGNWRITING HAND-FIST RING UP;Lo;0;L;;;;N;;;;;
1D8AF;SIGNWRITING HAND-FIST RING RAISED KNUCKLE;Lo;0;L;;;;N;;;;;
1D8B0;SIGNWRITING HAND-FIST RING LITTLE;Lo;0;L;;;;N;;;;;
1D8B1;SIGNWRITING HAND-CIRCLE RING LITTLE;Lo;0;L;;;;N;;;;;
1D8B2;SIGNWRITING HAND-OVAL RING LITTLE;Lo;0;L;;;;N;;;;;
1D8B3;SIGNWRITING HAND-ANGLE RING LITTLE;Lo;0;L;;;;N;;;;;
1D8B4;SIGNWRITING HAND-FIST RING MIDDLE;Lo;0;L;;;;N;;;;;
1D8B5;SIGNWRITING HAND-FIST RING MIDDLE CONJOINED;Lo;0;L;;;;N;;;;;
1D8B6;SIGNWRITING HAND-FIST RING MIDDLE RAISED KNUCKLES;Lo;0;L;;;;N;;;;;
1D8B7;SIGNWRITING HAND-FIST RING INDEX;Lo;0;L;;;;N;;;;;
1D8B8;SIGNWRITING HAND-FIST RING THUMB;Lo;0;L;;;;N;;;;;
1D8B9;SIGNWRITING HAND-HOOK RING THUMB;Lo;0;L;;;;N;;;;;
1D8BA;SIGNWRITING HAND-FIST INDEX RING LITTLE;Lo;0;L;;;;N;;;;;
1D8BB;SIGNWRITING HAND-CIRCLE INDEX RING LITTLE;Lo;0;L;;;;N;;;;;
1D8BC;SIGNWRITING HAND-CURLICUE INDEX RING LITTLE ON;Lo;0;L;;;;N;;;;;
1D8BD;SIGNWRITING HAND-HOOK INDEX RING LITTLE OUT;Lo;0;L;;;;N;;;;;
1D8BE;SIGNWRITING HAND-HOOK INDEX RING LITTLE IN;Lo;0;L;;;;N;;;;;
1D8BF;SIGNWRITING HAND-HOOK INDEX RING LITTLE UNDER;Lo;0;L;;;;N;;;;;
1D8C0;SIGNWRITING HAND-CUP INDEX RING LITTLE;Lo;0;L;;;;N;;;;;
1D8C1;SIGNWRITING HAND-HINGE INDEX RING LITTLE;Lo;0;L;;;;N;;;;;
1D8C2;SIGNWRITING HAND-ANGLE INDEX RING LITTLE OUT;Lo;0;L;;;;N;;;;;
1D8C3;SIGNWRITING HAND-ANGLE INDEX RING LITTLE;Lo;0;L;;;;N;;;;;
1D8C4;SIGNWRITING HAND-FIST MIDDLE DOWN;Lo;0;L;;;;N;;;;;
1D8C5;SIGNWRITING HAND-HINGE MIDDLE;Lo;0;L;;;;N;;;;;
1D8C6;SIGNWRITING HAND-FIST MIDDLE UP;Lo;0;L;;;;N;;;;;
1D8C7;SIGNWRITING HAND-CIRCLE MIDDLE UP;Lo;0;L;;;;N;;;;;
1D8C8;SIGNWRITING HAND-FIST MIDDLE RAISED KNUCKLE;Lo;0;L;;;;N;;;;;
1D8C9;SIGNWRITING HAND-FIST MIDDLE UP THUMB SIDE;Lo;0;L;;;;N;;;;;
1D8CA;SIGNWRITING HAND-HOOK MIDDLE THUMB;Lo;0;L;;;;N;;;;;
1D8CB;SIGNWRITING HAND-FIST MIDDLE THUMB LITTLE;Lo;0;L;;;;N;;;;;
1D8CC;SIGNWRITING HAND-FIST MIDDLE LITTLE;Lo;0;L;;;;N;;;;;

1D8CD;SIGNWRITING HAND-FIST MIDDLE RING LITTLE;Lo;0;L;;;;N;;;;;
1D8CE;SIGNWRITING HAND-CIRCLE MIDDLE RING LITTLE;Lo;0;L;;;;N;;;;;
1D8CF;SIGNWRITING HAND-CURLICUE MIDDLE RING LITTLE ON;Lo;0;L;;;;N;;;;;
1D8D0;SIGNWRITING HAND-CUP MIDDLE RING LITTLE;Lo;0;L;;;;N;;;;;
1D8D1;SIGNWRITING HAND-HINGE MIDDLE RING LITTLE;Lo;0;L;;;;N;;;;;
1D8D2;SIGNWRITING HAND-ANGLE MIDDLE RING LITTLE OUT;Lo;0;L;;;;N;;;;;
1D8D3;SIGNWRITING HAND-ANGLE MIDDLE RING LITTLE IN;Lo;0;L;;;;N;;;;;
1D8D4;SIGNWRITING HAND-ANGLE MIDDLE RING LITTLE;Lo;0;L;;;;N;;;;;
1D8D5;SIGNWRITING HAND-CIRCLE MIDDLE RING LITTLE BENT;Lo;0;L;;;;N;;;;;
1D8D6;SIGNWRITING HAND-CLAW MIDDLE RING LITTLE CONJOINED;Lo;0;L;;;;N;;;;;
1D8D7;SIGNWRITING HAND-CLAW MIDDLE RING LITTLE CONJOINED SIDE;Lo;0;L;;;;N;;;;;
1D8D8;SIGNWRITING HAND-HOOK MIDDLE RING LITTLE CONJOINED OUT;Lo;0;L;;;;N;;;;;
1D8D9;SIGNWRITING HAND-HOOK MIDDLE RING LITTLE CONJOINED IN;Lo;0;L;;;;N;;;;;
1D8DA;SIGNWRITING HAND-HOOK MIDDLE RING LITTLE CONJOINED;Lo;0;L;;;;N;;;;;
1D8DB;SIGNWRITING HAND-HINGE INDEX HINGED;Lo;0;L;;;;N;;;;;
1D8DC;SIGNWRITING HAND-FIST INDEX THUMB SIDE;Lo;0;L;;;;N;;;;;
1D8DD;SIGNWRITING HAND-HINGE INDEX THUMB SIDE;Lo;0;L;;;;N;;;;;
1D8DE;SIGNWRITING HAND-FIST INDEX THUMB SIDE THUMB DIAGONAL;Lo;0;L;;;;N;;;;;
1D8DF;SIGNWRITING HAND-FIST INDEX THUMB SIDE THUMB CONJOINED;Lo;0;L;;;;N;;;;;
1D8E0;SIGNWRITING HAND-FIST INDEX THUMB SIDE THUMB BENT;Lo;0;L;;;;N;;;;;
1D8E1;SIGNWRITING HAND-FIST INDEX THUMB SIDE INDEX BENT;Lo;0;L;;;;N;;;;;
1D8E2;SIGNWRITING HAND-FIST INDEX THUMB SIDE BOTH BENT;Lo;0;L;;;;N;;;;;
1D8E3;SIGNWRITING HAND-FIST INDEX THUMB SIDE INDEX HINGE;Lo;0;L;;;;N;;;;;
1D8E4;SIGNWRITING HAND-FIST INDEX THUMB FORWARD INDEX STRAIGHT;Lo;0;L;;;;N;;;;;
1D8E5;SIGNWRITING HAND-FIST INDEX THUMB FORWARD INDEX BENT;Lo;0;L;;;;N;;;;;
1D8E6;SIGNWRITING HAND-FIST INDEX THUMB HOOK;Lo;0;L;;;;N;;;;;
1D8E7;SIGNWRITING HAND-FIST INDEX THUMB CURLICUE;Lo;0;L;;;;N;;;;;
1D8E8;SIGNWRITING HAND-FIST INDEX THUMB CURVE THUMB INSIDE;Lo;0;L;;;;N;;;;;
1D8E9;SIGNWRITING HAND-CLAW INDEX THUMB CURVE THUMB INSIDE;Lo;0;L;;;;N;;;;;
1D8EA;SIGNWRITING HAND-FIST INDEX THUMB CURVE THUMB UNDER;Lo;0;L;;;;N;;;;;
1D8EB;SIGNWRITING HAND-FIST INDEX THUMB CIRCLE;Lo;0;L;;;;N;;;;;
1D8EC;SIGNWRITING HAND-CUP INDEX THUMB;Lo;0;L;;;;N;;;;;
1D8ED;SIGNWRITING HAND-CUP INDEX THUMB OPEN;Lo;0;L;;;;N;;;;;
1D8EE;SIGNWRITING HAND-HINGE INDEX THUMB OPEN;Lo;0;L;;;;N;;;;;
1D8EF;SIGNWRITING HAND-HINGE INDEX THUMB LARGE;Lo;0;L;;;;N;;;;;
1D8F0;SIGNWRITING HAND-HINGE INDEX THUMB;Lo;0;L;;;;N;;;;;
1D8F1;SIGNWRITING HAND-HINGE INDEX THUMB SMALL;Lo;0;L;;;;N;;;;;
1D8F2;SIGNWRITING HAND-ANGLE INDEX THUMB OUT;Lo;0;L;;;;N;;;;;
1D8F3;SIGNWRITING HAND-ANGLE INDEX THUMB IN;Lo;0;L;;;;N;;;;;
1D8F4;SIGNWRITING HAND-ANGLE INDEX THUMB;Lo;0;L;;;;N;;;;;
1D8F5;SIGNWRITING HAND-FIST THUMB;Lo;0;L;;;;N;;;;;
1D8F6;SIGNWRITING HAND-FIST THUMB HEEL;Lo;0;L;;;;N;;;;;
1D8F7;SIGNWRITING HAND-FIST THUMB SIDE DIAGONAL;Lo;0;L;;;;N;;;;;
1D8F8;SIGNWRITING HAND-FIST THUMB SIDE CONJOINED;Lo;0;L;;;;N;;;;;
1D8F9;SIGNWRITING HAND-FIST THUMB SIDE BENT;Lo;0;L;;;;N;;;;;
1D8FA;SIGNWRITING HAND-FIST THUMB FORWARD;Lo;0;L;;;;N;;;;;
1D8FB;SIGNWRITING HAND-FIST THUMB BETWEEN INDEX MIDDLE;Lo;0;L;;;;N;;;;;
1D8FC;SIGNWRITING HAND-FIST THUMB BETWEEN MIDDLE RING;Lo;0;L;;;;N;;;;;
1D8FD;SIGNWRITING HAND-FIST THUMB BETWEEN RING LITTLE;Lo;0;L;;;;N;;;;;
1D8FE;SIGNWRITING HAND-FIST THUMB UNDER TWO FINGERS;Lo;0;L;;;;N;;;;;
1D8FF;SIGNWRITING HAND-FIST THUMB OVER TWO FINGERS;Lo;0;L;;;;N;;;;;
1D900;SIGNWRITING HAND-FIST THUMB UNDER THREE FINGERS;Lo;0;L;;;;N;;;;;
1D901;SIGNWRITING HAND-FIST THUMB UNDER FOUR FINGERS;Lo;0;L;;;;N;;;;;
1D902;SIGNWRITING HAND-FIST THUMB OVER FOUR RAISED KNUCKLES;Lo;0;L;;;;N;;;;;
1D903;SIGNWRITING HAND-FIST;Lo;0;L;;;;N;;;;;
1D904;SIGNWRITING HAND-FIST HEEL;Lo;0;L;;;;N;;;;;
1D905;SIGNWRITING TOUCH SINGLE;Lo;0;L;;;;N;;;;;
1D906;SIGNWRITING TOUCH MULTIPLE;Lo;0;L;;;;N;;;;;
1D907;SIGNWRITING TOUCH BETWEEN;Lo;0;L;;;;N;;;;;
1D908;SIGNWRITING GRASP SINGLE;Lo;0;L;;;;N;;;;;
1D909;SIGNWRITING GRASP MULTIPLE;Lo;0;L;;;;N;;;;;
1D90A;SIGNWRITING GRASP BETWEEN;Lo;0;L;;;;N;;;;;
1D90B;SIGNWRITING STRIKE SINGLE;Lo;0;L;;;;N;;;;;
1D90C;SIGNWRITING STRIKE MULTIPLE;Lo;0;L;;;;N;;;;;
1D90D;SIGNWRITING STRIKE BETWEEN;Lo;0;L;;;;N;;;;;
1D90E;SIGNWRITING BRUSH SINGLE;Lo;0;L;;;;N;;;;;
1D90F;SIGNWRITING BRUSH MULTIPLE;Lo;0;L;;;;N;;;;;
1D910;SIGNWRITING BRUSH BETWEEN;Lo;0;L;;;;N;;;;;
1D911;SIGNWRITING RUB SINGLE;Lo;0;L;;;;N;;;;;
1D912;SIGNWRITING RUB MULTIPLE;Lo;0;L;;;;N;;;;;
1D913;SIGNWRITING RUB BETWEEN;Lo;0;L;;;;N;;;;;
1D914;SIGNWRITING SURFACE SYMBOLS;Lo;0;L;;;;N;;;;;
1D915;SIGNWRITING SURFACE BETWEEN;Lo;0;L;;;;N;;;;;
1D916;SIGNWRITING SQUEEZE LARGE SINGLE;Lo;0;L;;;;N;;;;;
1D917;SIGNWRITING SQUEEZE SMALL SINGLE;Lo;0;L;;;;N;;;;;
1D918;SIGNWRITING SQUEEZE LARGE MULTIPLE;Lo;0;L;;;;N;;;;;
1D919;SIGNWRITING SQUEEZE SMALL MULTIPLE;Lo;0;L;;;;N;;;;;
1D91A;SIGNWRITING SQUEEZE SEQUENTIAL;Lo;0;L;;;;N;;;;;
1D91B;SIGNWRITING FLICK LARGE SINGLE;Lo;0;L;;;;N;;;;;
1D91C;SIGNWRITING FLICK SMALL SINGLE;Lo;0;L;;;;N;;;;;
1D91D;SIGNWRITING FLICK LARGE MULTIPLE;Lo;0;L;;;;N;;;;;
1D91E;SIGNWRITING FLICK SMALL MULTIPLE;Lo;0;L;;;;N;;;;;
1D91F;SIGNWRITING FLICK SEQUENTIAL;Lo;0;L;;;;N;;;;;
1D920;SIGNWRITING SQUEEZE FLICK ALTERNATING;Lo;0;L;;;;N;;;;;
1D921;SIGNWRITING MOVEMENT-HINGE UP DOWN LARGE;Lo;0;L;;;;N;;;;;

1D922;SIGNWRITING MOVEMENT-HINGE UP DOWN SMALL;Lo;0;L;;;;N;;;;;
1D923;SIGNWRITING MOVEMENT-HINGE UP SEQUENTIAL;Lo;0;L;;;;N;;;;;
1D924;SIGNWRITING MOVEMENT-HINGE DOWN SEQUENTIAL;Lo;0;L;;;;N;;;;;
1D925;SIGNWRITING MOVEMENT-HINGE UP DOWN ALTERNATING LARGE;Lo;0;L;;;;N;;;;;
1D926;SIGNWRITING MOVEMENT-HINGE UP DOWN ALTERNATING SMALL;Lo;0;L;;;;N;;;;;
1D927;SIGNWRITING MOVEMENT-HINGE SIDE TO SIDE SCISSORS;Lo;0;L;;;;N;;;;;
1D928;SIGNWRITING MOVEMENT-WALLPLANE FINGER CONTACT;Lo;0;L;;;;N;;;;;
1D929;SIGNWRITING MOVEMENT-FLOORPLANE FINGER CONTACT;Lo;0;L;;;;N;;;;;
1D92A;SIGNWRITING MOVEMENT-WALLPLANE SINGLE STRAIGHT SMALL;Lo;0;L;;;;N;;;;;
1D92B;SIGNWRITING MOVEMENT-WALLPLANE SINGLE STRAIGHT MEDIUM;Lo;0;L;;;;N;;;;;
1D92C;SIGNWRITING MOVEMENT-WALLPLANE SINGLE STRAIGHT LARGE;Lo;0;L;;;;N;;;;;
1D92D;SIGNWRITING MOVEMENT-WALLPLANE SINGLE STRAIGHT LARGEST;Lo;0;L;;;;N;;;;;
1D92E;SIGNWRITING MOVEMENT-WALLPLANE SINGLE WRIST FLEX;Lo;0;L;;;;N;;;;;
1D92F;SIGNWRITING MOVEMENT-WALLPLANE DOUBLE STRAIGHT;Lo;0;L;;;;N;;;;;
1D930;SIGNWRITING MOVEMENT-WALLPLANE DOUBLE WRIST FLEX;Lo;0;L;;;;N;;;;;
1D931;SIGNWRITING MOVEMENT-WALLPLANE DOUBLE ALTERNATING;Lo;0;L;;;;N;;;;;
1D932;SIGNWRITING MOVEMENT-WALLPLANE DOUBLE ALTERNATING WRIST FLEX;Lo;0;L;;;;N;;;;;
1D933;SIGNWRITING MOVEMENT-WALLPLANE CROSS;Lo;0;L;;;;N;;;;;
1D934;SIGNWRITING MOVEMENT-WALLPLANE TRIPLE STRAIGHT MOVEMENT;Lo;0;L;;;;N;;;;;
1D935;SIGNWRITING MOVEMENT-WALLPLANE TRIPLE WRIST FLEX;Lo;0;L;;;;N;;;;;
1D936;SIGNWRITING MOVEMENT-WALLPLANE TRIPLE ALTERNATING;Lo;0;L;;;;N;;;;;
1D937;SIGNWRITING MOVEMENT-WALLPLANE TRIPLE ALTERNATING WRIST FLEX;Lo;0;L;;;;N;;;;;
1D938;SIGNWRITING MOVEMENT-WALLPLANE BEND SMALL;Lo;0;L;;;;N;;;;;
1D939;SIGNWRITING MOVEMENT-WALLPLANE BEND MEDIUM;Lo;0;L;;;;N;;;;;
1D93A;SIGNWRITING MOVEMENT-WALLPLANE BEND LARGE;Lo;0;L;;;;N;;;;;
1D93B;SIGNWRITING MOVEMENT-WALLPLANE CORNER SMALL;Lo;0;L;;;;N;;;;;
1D93C;SIGNWRITING MOVEMENT-WALLPLANE CORNER MEDIUM;Lo;0;L;;;;N;;;;;
1D93D;SIGNWRITING MOVEMENT-WALLPLANE CORNER LARGE;Lo;0;L;;;;N;;;;;
1D93E;SIGNWRITING MOVEMENT-WALLPLANE CORNER ROTATION;Lo;0;L;;;;N;;;;;
1D93F;SIGNWRITING MOVEMENT-WALLPLANE CHECK SMALL;Lo;0;L;;;;N;;;;;
1D940;SIGNWRITING MOVEMENT-WALLPLANE CHECK MEDIUM;Lo;0;L;;;;N;;;;;
1D941;SIGNWRITING MOVEMENT-WALLPLANE CHECK LARGE;Lo;0;L;;;;N;;;;;
1D942;SIGNWRITING MOVEMENT-WALLPLANE BOX SMALL;Lo;0;L;;;;N;;;;;
1D943;SIGNWRITING MOVEMENT-WALLPLANE BOX MEDIUM;Lo;0;L;;;;N;;;;;
1D944;SIGNWRITING MOVEMENT-WALLPLANE BOX LARGE;Lo;0;L;;;;N;;;;;
1D945;SIGNWRITING MOVEMENT-WALLPLANE ZIGZAG SMALL;Lo;0;L;;;;N;;;;;
1D946;SIGNWRITING MOVEMENT-WALLPLANE ZIGZAG MEDIUM;Lo;0;L;;;;N;;;;;
1D947;SIGNWRITING MOVEMENT-WALLPLANE ZIGZAG LARGE;Lo;0;L;;;;N;;;;;
1D948;SIGNWRITING MOVEMENT-WALLPLANE PEAKS SMALL;Lo;0;L;;;;N;;;;;
1D949;SIGNWRITING MOVEMENT-WALLPLANE PEAKS MEDIUM;Lo;0;L;;;;N;;;;;
1D94A;SIGNWRITING MOVEMENT-WALLPLANE PEAKS LARGE;Lo;0;L;;;;N;;;;;
1D94B;SIGNWRITING TRAVEL-WALLPLANE ROTATION-WALLPLANE SINGLE;Lo;0;L;;;;N;;;;;
1D94C;SIGNWRITING TRAVEL-WALLPLANE ROTATION-WALLPLANE DOUBLE;Lo;0;L;;;;N;;;;;
1D94D;SIGNWRITING TRAVEL-WALLPLANE ROTATION-WALLPLANE ALTERNATING;Lo;0;L;;;;N;;;;;
1D94E;SIGNWRITING TRAVEL-WALLPLANE ROTATION-FLOORPLANE SINGLE;Lo;0;L;;;;N;;;;;
1D94F;SIGNWRITING TRAVEL-WALLPLANE ROTATION-FLOORPLANE DOUBLE;Lo;0;L;;;;N;;;;;
1D950;SIGNWRITING TRAVEL-WALLPLANE ROTATION-FLOORPLANE ALTERNATING;Lo;0;L;;;;N;;;;;
1D951;SIGNWRITING TRAVEL-WALLPLANE SHAKING;Lo;0;L;;;;N;;;;;
1D952;SIGNWRITING TRAVEL-WALLPLANE ARM SPIRAL SINGLE;Lo;0;L;;;;N;;;;;
1D953;SIGNWRITING TRAVEL-WALLPLANE ARM SPIRAL DOUBLE;Lo;0;L;;;;N;;;;;
1D954;SIGNWRITING TRAVEL-WALLPLANE ARM SPIRAL TRIPLE;Lo;0;L;;;;N;;;;;
1D955;SIGNWRITING MOVEMENT-DIAGONAL AWAY SMALL;Lo;0;L;;;;N;;;;;
1D956;SIGNWRITING MOVEMENT-DIAGONAL AWAY MEDIUM;Lo;0;L;;;;N;;;;;
1D957;SIGNWRITING MOVEMENT-DIAGONAL AWAY LARGE;Lo;0;L;;;;N;;;;;
1D958;SIGNWRITING MOVEMENT-DIAGONAL AWAY LARGEST;Lo;0;L;;;;N;;;;;
1D959;SIGNWRITING MOVEMENT-DIAGONAL TOWARDS SMALL;Lo;0;L;;;;N;;;;;
1D95A;SIGNWRITING MOVEMENT-DIAGONAL TOWARDS MEDIUM;Lo;0;L;;;;N;;;;;
1D95B;SIGNWRITING MOVEMENT-DIAGONAL TOWARDS LARGE;Lo;0;L;;;;N;;;;;
1D95C;SIGNWRITING MOVEMENT-DIAGONAL TOWARDS LARGEST;Lo;0;L;;;;N;;;;;
1D95D;SIGNWRITING MOVEMENT-DIAGONAL BETWEEN AWAY SMALL;Lo;0;L;;;;N;;;;;
1D95E;SIGNWRITING MOVEMENT-DIAGONAL BETWEEN AWAY MEDIUM;Lo;0;L;;;;N;;;;;
1D95F;SIGNWRITING MOVEMENT-DIAGONAL BETWEEN AWAY LARGE;Lo;0;L;;;;N;;;;;
1D960;SIGNWRITING MOVEMENT-DIAGONAL BETWEEN AWAY LARGEST;Lo;0;L;;;;N;;;;;
1D961;SIGNWRITING MOVEMENT-DIAGONAL BETWEEN TOWARDS SMALL;Lo;0;L;;;;N;;;;;
1D962;SIGNWRITING MOVEMENT-DIAGONAL BETWEEN TOWARDS MEDIUM;Lo;0;L;;;;N;;;;;
1D963;SIGNWRITING MOVEMENT-DIAGONAL BETWEEN TOWARDS LARGE;Lo;0;L;;;;N;;;;;
1D964;SIGNWRITING MOVEMENT-DIAGONAL BETWEEN TOWARDS LARGEST;Lo;0;L;;;;N;;;;;
1D965;SIGNWRITING MOVEMENT-FLOORPLANE SINGLE STRAIGHT SMALL;Lo;0;L;;;;N;;;;;
1D966;SIGNWRITING MOVEMENT-FLOORPLANE SINGLE STRAIGHT MEDIUM;Lo;0;L;;;;N;;;;;
1D967;SIGNWRITING MOVEMENT-FLOORPLANE SINGLE STRAIGHT LARGE;Lo;0;L;;;;N;;;;;
1D968;SIGNWRITING MOVEMENT-FLOORPLANE SINGLE STRAIGHT LARGEST;Lo;0;L;;;;N;;;;;
1D969;SIGNWRITING MOVEMENT-FLOORPLANE SINGLE WRIST FLEX;Lo;0;L;;;;N;;;;;
1D96A;SIGNWRITING MOVEMENT-FLOORPLANE DOUBLE STRAIGHT;Lo;0;L;;;;N;;;;;
1D96B;SIGNWRITING MOVEMENT-FLOORPLANE DOUBLE WRIST FLEX;Lo;0;L;;;;N;;;;;
1D96C;SIGNWRITING MOVEMENT-FLOORPLANE DOUBLE ALTERNATING;Lo;0;L;;;;N;;;;;
1D96D;SIGNWRITING MOVEMENT-FLOORPLANE DOUBLE ALTERNATING WRIST FLEX;Lo;0;L;;;;N;;;;;
1D96E;SIGNWRITING MOVEMENT-FLOORPLANE CROSS;Lo;0;L;;;;N;;;;;
1D96F;SIGNWRITING MOVEMENT-FLOORPLANE TRIPLE STRAIGHT MOVEMENT;Lo;0;L;;;;N;;;;;
1D970;SIGNWRITING MOVEMENT-FLOORPLANE TRIPLE WRIST FLEX;Lo;0;L;;;;N;;;;;
1D971;SIGNWRITING MOVEMENT-FLOORPLANE TRIPLE ALTERNATING MOVEMENT;Lo;0;L;;;;N;;;;;
1D972;SIGNWRITING MOVEMENT-FLOORPLANE TRIPLE ALTERNATING WRIST FLEX;Lo;0;L;;;;N;;;;;
1D973;SIGNWRITING MOVEMENT-FLOORPLANE BEND;Lo;0;L;;;;N;;;;;
1D974;SIGNWRITING MOVEMENT-FLOORPLANE CORNER SMALL;Lo;0;L;;;;N;;;;;
1D975;SIGNWRITING MOVEMENT-FLOORPLANE CORNER MEDIUM;Lo;0;L;;;;N;;;;;
1D976;SIGNWRITING MOVEMENT-FLOORPLANE CORNER LARGE;Lo;0;L;;;;N;;;;;

1D977;SIGNWRITING MOVEMENT-FLOORPLANE CHECK;Lo;0;L;;;N;;;;;
1D978;SIGNWRITING MOVEMENT-FLOORPLANE BOX SMALL;Lo;0;L;;;N;;;;;
1D979;SIGNWRITING MOVEMENT-FLOORPLANE BOX MEDIUM;Lo;0;L;;;N;;;;;
1D97A;SIGNWRITING MOVEMENT-FLOORPLANE BOX LARGE;Lo;0;L;;;N;;;;;
1D97B;SIGNWRITING MOVEMENT-FLOORPLANE ZIGZAG SMALL;Lo;0;L;;;N;;;;;
1D97C;SIGNWRITING MOVEMENT-FLOORPLANE ZIGZAG MEDIUM;Lo;0;L;;;N;;;;;
1D97D;SIGNWRITING MOVEMENT-FLOORPLANE ZIGZAG LARGE;Lo;0;L;;;N;;;;;
1D97E;SIGNWRITING MOVEMENT-FLOORPLANE PEAKS SMALL;Lo;0;L;;;N;;;;;
1D97F;SIGNWRITING MOVEMENT-FLOORPLANE PEAKS MEDIUM;Lo;0;L;;;N;;;;;
1D980;SIGNWRITING MOVEMENT-FLOORPLANE PEAKS LARGE;Lo;0;L;;;N;;;;;
1D981;SIGNWRITING TRAVEL-FLOORPLANE ROTATION-FLOORPLANE SINGLE;Lo;0;L;;;N;;;;;
1D982;SIGNWRITING TRAVEL-FLOORPLANE ROTATION-FLOORPLANE DOUBLE;Lo;0;L;;;N;;;;;
1D983;SIGNWRITING TRAVEL-FLOORPLANE ROTATION-FLOORPLANE ALTERNATING;Lo;0;L;;;N;;;;;
1D984;SIGNWRITING TRAVEL-FLOORPLANE ROTATION-WALLPLANE SINGLE;Lo;0;L;;;N;;;;;
1D985;SIGNWRITING TRAVEL-FLOORPLANE ROTATION-WALLPLANE DOUBLE;Lo;0;L;;;N;;;;;
1D986;SIGNWRITING TRAVEL-FLOORPLANE ROTATION-WALLPLANE ALTERNATING;Lo;0;L;;;N;;;;;
1D987;SIGNWRITING TRAVEL-FLOORPLANE SHAKING;Lo;0;L;;;N;;;;;
1D988;SIGNWRITING MOVEMENT-WALLPLANE CURVE QUARTER SMALL;Lo;0;L;;;N;;;;;
1D989;SIGNWRITING MOVEMENT-WALLPLANE CURVE QUARTER MEDIUM;Lo;0;L;;;N;;;;;
1D98A;SIGNWRITING MOVEMENT-WALLPLANE CURVE QUARTER LARGE;Lo;0;L;;;N;;;;;
1D98B;SIGNWRITING MOVEMENT-WALLPLANE CURVE QUARTER LARGEST;Lo;0;L;;;N;;;;;
1D98C;SIGNWRITING MOVEMENT-WALLPLANE CURVE HALF-CIRCLE SMALL;Lo;0;L;;;N;;;;;
1D98D;SIGNWRITING MOVEMENT-WALLPLANE CURVE HALF-CIRCLE MEDIUM;Lo;0;L;;;N;;;;;
1D98E;SIGNWRITING MOVEMENT-WALLPLANE CURVE HALF-CIRCLE LARGE;Lo;0;L;;;N;;;;;
1D98F;SIGNWRITING MOVEMENT-WALLPLANE CURVE HALF-CIRCLE LARGEST;Lo;0;L;;;N;;;;;
1D990;SIGNWRITING MOVEMENT-WALLPLANE CURVE THREE-QUARTER CIRCLE SMALL;Lo;0;L;;;N;;;;;
1D991;SIGNWRITING MOVEMENT-WALLPLANE CURVE THREE-QUARTER CIRCLE MEDIUM;Lo;0;L;;;N;;;;;
1D992;SIGNWRITING MOVEMENT-WALLPLANE HUMP SMALL;Lo;0;L;;;N;;;;;
1D993;SIGNWRITING MOVEMENT-WALLPLANE HUMP MEDIUM;Lo;0;L;;;N;;;;;
1D994;SIGNWRITING MOVEMENT-WALLPLANE HUMP LARGE;Lo;0;L;;;N;;;;;
1D995;SIGNWRITING MOVEMENT-WALLPLANE LOOP SMALL;Lo;0;L;;;N;;;;;
1D996;SIGNWRITING MOVEMENT-WALLPLANE LOOP MEDIUM;Lo;0;L;;;N;;;;;
1D997;SIGNWRITING MOVEMENT-WALLPLANE LOOP LARGE;Lo;0;L;;;N;;;;;
1D998;SIGNWRITING MOVEMENT-WALLPLANE LOOP SMALL DOUBLE;Lo;0;L;;;N;;;;;
1D999;SIGNWRITING MOVEMENT-WALLPLANE WAVE CURVE DOUBLE SMALL;Lo;0;L;;;N;;;;;
1D99A;SIGNWRITING MOVEMENT-WALLPLANE WAVE CURVE DOUBLE MEDIUM;Lo;0;L;;;N;;;;;
1D99B;SIGNWRITING MOVEMENT-WALLPLANE WAVE CURVE DOUBLE LARGE;Lo;0;L;;;N;;;;;
1D99C;SIGNWRITING MOVEMENT-WALLPLANE WAVE CURVE TRIPLE SMALL;Lo;0;L;;;N;;;;;
1D99D;SIGNWRITING MOVEMENT-WALLPLANE WAVE CURVE TRIPLE MEDIUM;Lo;0;L;;;N;;;;;
1D99E;SIGNWRITING MOVEMENT-WALLPLANE WAVE CURVE TRIPLE LARGE;Lo;0;L;;;N;;;;;
1D99F;SIGNWRITING MOVEMENT-WALLPLANE CURVE THEN STRAIGHT;Lo;0;L;;;N;;;;;
1D9A0;SIGNWRITING MOVEMENT-WALLPLANE CURVED CROSS SMALL;Lo;0;L;;;N;;;;;
1D9A1;SIGNWRITING MOVEMENT-WALLPLANE CURVED CROSS MEDIUM;Lo;0;L;;;N;;;;;
1D9A2;SIGNWRITING ROTATION-WALLPLANE SINGLE;Lo;0;L;;;N;;;;;
1D9A3;SIGNWRITING ROTATION-WALLPLANE DOUBLE;Lo;0;L;;;N;;;;;
1D9A4;SIGNWRITING ROTATION-WALLPLANE ALTERNATE;Lo;0;L;;;N;;;;;
1D9A5;SIGNWRITING MOVEMENT-WALLPLANE SHAKING;Lo;0;L;;;N;;;;;
1D9A6;SIGNWRITING MOVEMENT-WALLPLANE CURVE HITTING FRONT WALL;Lo;0;L;;;N;;;;;
1D9A7;SIGNWRITING MOVEMENT-WALLPLANE HUMP HITTING FRONT WALL;Lo;0;L;;;N;;;;;
1D9A8;SIGNWRITING MOVEMENT-WALLPLANE LOOP HITTING FRONT WALL;Lo;0;L;;;N;;;;;
1D9A9;SIGNWRITING MOVEMENT-WALLPLANE WAVE HITTING FRONT WALL;Lo;0;L;;;N;;;;;
1D9AA;SIGNWRITING ROTATION-WALLPLANE SINGLE HITTING FRONT WALL;Lo;0;L;;;N;;;;;
1D9AB;SIGNWRITING ROTATION-WALLPLANE DOUBLE HITTING FRONT WALL;Lo;0;L;;;N;;;;;
1D9AC;SIGNWRITING ROTATION-WALLPLANE ALTERNATING HITTING FRONT WALL;Lo;0;L;;;N;;;;;
1D9AD;SIGNWRITING MOVEMENT-WALLPLANE CURVE HITTING CHEST;Lo;0;L;;;N;;;;;
1D9AE;SIGNWRITING MOVEMENT-WALLPLANE HUMP HITTING CHEST;Lo;0;L;;;N;;;;;
1D9AF;SIGNWRITING MOVEMENT-WALLPLANE LOOP HITTING CHEST;Lo;0;L;;;N;;;;;
1D9B0;SIGNWRITING MOVEMENT-WALLPLANE WAVE HITTING CHEST;Lo;0;L;;;N;;;;;
1D9B1;SIGNWRITING ROTATION-WALLPLANE SINGLE HITTING CHEST;Lo;0;L;;;N;;;;;
1D9B2;SIGNWRITING ROTATION-WALLPLANE DOUBLE HITTING CHEST;Lo;0;L;;;N;;;;;
1D9B3;SIGNWRITING ROTATION-WALLPLANE ALTERNATING HITTING CHEST;Lo;0;L;;;N;;;;;
1D9B4;SIGNWRITING MOVEMENT-WALLPLANE WAVE DIAGONAL PATH SMALL;Lo;0;L;;;N;;;;;
1D9B5;SIGNWRITING MOVEMENT-WALLPLANE WAVE DIAGONAL PATH MEDIUM;Lo;0;L;;;N;;;;;
1D9B6;SIGNWRITING MOVEMENT-WALLPLANE WAVE DIAGONAL PATH LARGE;Lo;0;L;;;N;;;;;
1D9B7;SIGNWRITING MOVEMENT-FLOORPLANE CURVE HITTING CEILING SMALL;Lo;0;L;;;N;;;;;
1D9B8;SIGNWRITING MOVEMENT-FLOORPLANE CURVE HITTING CEILING LARGE;Lo;0;L;;;N;;;;;
1D9B9;SIGNWRITING MOVEMENT-FLOORPLANE HUMP HITTING CEILING SMALL DOUBLE;Lo;0;L;;;N;;;;;
1D9BA;SIGNWRITING MOVEMENT-FLOORPLANE HUMP HITTING CEILING LARGE DOUBLE;Lo;0;L;;;N;;;;;
1D9BB;SIGNWRITING MOVEMENT-FLOORPLANE HUMP HITTING CEILING SMALL TRIPLE;Lo;0;L;;;N;;;;;
1D9BC;SIGNWRITING MOVEMENT-FLOORPLANE HUMP HITTING CEILING LARGE TRIPLE;Lo;0;L;;;N;;;;;
1D9BD;SIGNWRITING MOVEMENT-FLOORPLANE LOOP HITTING CEILING SMALL SINGLE;Lo;0;L;;;N;;;;;
1D9BE;SIGNWRITING MOVEMENT-FLOORPLANE LOOP HITTING CEILING LARGE SINGLE;Lo;0;L;;;N;;;;;
1D9BF;SIGNWRITING MOVEMENT-FLOORPLANE LOOP HITTING CEILING SMALL DOUBLE;Lo;0;L;;;N;;;;;
1D9C0;SIGNWRITING MOVEMENT-FLOORPLANE LOOP HITTING CEILING LARGE DOUBLE;Lo;0;L;;;N;;;;;
1D9C1;SIGNWRITING MOVEMENT-FLOORPLANE WAVE HITTING CEILING SMALL;Lo;0;L;;;N;;;;;
1D9C2;SIGNWRITING MOVEMENT-FLOORPLANE WAVE HITTING CEILING LARGE;Lo;0;L;;;N;;;;;
1D9C3;SIGNWRITING ROTATION-FLOORPLANE SINGLE HITTING CEILING;Lo;0;L;;;N;;;;;
1D9C4;SIGNWRITING ROTATION-FLOORPLANE DOUBLE HITTING CEILING;Lo;0;L;;;N;;;;;
1D9C5;SIGNWRITING ROTATION-FLOORPLANE ALTERNATING HITTING CEILING;Lo;0;L;;;N;;;;;
1D9C6;SIGNWRITING MOVEMENT-FLOORPLANE CURVE HITTING FLOOR SMALL;Lo;0;L;;;N;;;;;
1D9C7;SIGNWRITING MOVEMENT-FLOORPLANE CURVE HITTING FLOOR LARGE;Lo;0;L;;;N;;;;;
1D9C8;SIGNWRITING MOVEMENT-FLOORPLANE HUMP HITTING FLOOR SMALL DOUBLE;Lo;0;L;;;N;;;;;
1D9C9;SIGNWRITING MOVEMENT-FLOORPLANE HUMP HITTING FLOOR LARGE DOUBLE;Lo;0;L;;;N;;;;;
1D9CA;SIGNWRITING MOVEMENT-FLOORPLANE HUMP HITTING FLOOR TRIPLE SMALL TRIPLE;Lo;0;L;;;N;;;;;
1D9CB;SIGNWRITING MOVEMENT-FLOORPLANE HUMP HITTING FLOOR TRIPLE LARGE TRIPLE;Lo;0;L;;;N;;;;;

1DA21;SIGNWRITING EYEGAZE-WALLPLANE STRAIGHT;Mn;0;L;;;;;N;;;;;
1DA22;SIGNWRITING EYEGAZE-WALLPLANE STRAIGHT DOUBLE;Mn;0;L;;;;;N;;;;;
1DA23;SIGNWRITING EYEGAZE-WALLPLANE STRAIGHT ALTERNATING;Mn;0;L;;;;;N;;;;;
1DA24;SIGNWRITING EYEGAZE-FLOORPLANE STRAIGHT;Mn;0;L;;;;;N;;;;;
1DA25;SIGNWRITING EYEGAZE-FLOORPLANE STRAIGHT DOUBLE;Mn;0;L;;;;;N;;;;;
1DA26;SIGNWRITING EYEGAZE-FLOORPLANE STRAIGHT ALTERNATING;Mn;0;L;;;;;N;;;;;
1DA27;SIGNWRITING EYEGAZE-WALLPLANE CURVED;Mn;0;L;;;;;N;;;;;
1DA28;SIGNWRITING EYEGAZE-FLOORPLANE CURVED;Mn;0;L;;;;;N;;;;;
1DA29;SIGNWRITING EYEGAZE-WALLPLANE CIRCLING;Mn;0;L;;;;;N;;;;;
1DA2A;SIGNWRITING CHEEKS PUFFED;Mn;0;L;;;;;N;;;;;
1DA2B;SIGNWRITING CHEEKS NEUTRAL;Mn;0;L;;;;;N;;;;;
1DA2C;SIGNWRITING CHEEKS SUCKED;Mn;0;L;;;;;N;;;;;
1DA2D;SIGNWRITING TENSE CHEEKS HIGH;Mn;0;L;;;;;N;;;;;
1DA2E;SIGNWRITING TENSE CHEEKS MIDDLE;Mn;0;L;;;;;N;;;;;
1DA2F;SIGNWRITING TENSE CHEEKS LOW;Mn;0;L;;;;;N;;;;;
1DA30;SIGNWRITING EARS;Mn;0;L;;;;;N;;;;;
1DA31;SIGNWRITING NOSE NEUTRAL;Mn;0;L;;;;;N;;;;;
1DA32;SIGNWRITING NOSE CONTACT;Mn;0;L;;;;;N;;;;;
1DA33;SIGNWRITING NOSE WRINKLES;Mn;0;L;;;;;N;;;;;
1DA34;SIGNWRITING NOSE WIGGLES;Mn;0;L;;;;;N;;;;;
1DA35;SIGNWRITING AIR BLOWING OUT;Mn;0;L;;;;;N;;;;;
1DA36;SIGNWRITING AIR SUCKING IN;Mn;0;L;;;;;N;;;;;
1DA37;SIGNWRITING AIR BLOW SMALL ROTATIONS;Lo;0;L;;;;;N;;;;;
1DA38;SIGNWRITING AIR SUCK SMALL ROTATIONS;Lo;0;L;;;;;N;;;;;
1DA39;SIGNWRITING BREATH INHALE;Lo;0;L;;;;;N;;;;;
1DA3A;SIGNWRITING BREATH EXHALE;Lo;0;L;;;;;N;;;;;
1DA3B;SIGNWRITING MOUTH CLOSED NEUTRAL;Mn;0;L;;;;;N;;;;;
1DA3C;SIGNWRITING MOUTH CLOSED FORWARD;Mn;0;L;;;;;N;;;;;
1DA3D;SIGNWRITING MOUTH CLOSED CONTACT;Mn;0;L;;;;;N;;;;;
1DA3E;SIGNWRITING MOUTH SMILE;Mn;0;L;;;;;N;;;;;
1DA3F;SIGNWRITING MOUTH SMILE WRINKLED;Mn;0;L;;;;;N;;;;;
1DA40;SIGNWRITING MOUTH SMILE OPEN;Mn;0;L;;;;;N;;;;;
1DA41;SIGNWRITING MOUTH FROWN;Mn;0;L;;;;;N;;;;;
1DA42;SIGNWRITING MOUTH FROWN WRINKLED;Mn;0;L;;;;;N;;;;;
1DA43;SIGNWRITING MOUTH FROWN OPEN;Mn;0;L;;;;;N;;;;;
1DA44;SIGNWRITING MOUTH OPEN CIRCLE;Mn;0;L;;;;;N;;;;;
1DA45;SIGNWRITING MOUTH OPEN FORWARD;Mn;0;L;;;;;N;;;;;
1DA46;SIGNWRITING MOUTH OPEN WRINKLED;Mn;0;L;;;;;N;;;;;
1DA47;SIGNWRITING MOUTH OPEN OVAL;Mn;0;L;;;;;N;;;;;
1DA48;SIGNWRITING MOUTH OPEN OVAL WRINKLED;Mn;0;L;;;;;N;;;;;
1DA49;SIGNWRITING MOUTH OPEN OVAL YAWN;Mn;0;L;;;;;N;;;;;
1DA4A;SIGNWRITING MOUTH OPEN RECTANGLE;Mn;0;L;;;;;N;;;;;
1DA4B;SIGNWRITING MOUTH OPEN RECTANGLE WRINKLED;Mn;0;L;;;;;N;;;;;
1DA4C;SIGNWRITING MOUTH OPEN RECTANGLE YAWN;Mn;0;L;;;;;N;;;;;
1DA4D;SIGNWRITING MOUTH KISS;Mn;0;L;;;;;N;;;;;
1DA4E;SIGNWRITING MOUTH KISS FORWARD;Mn;0;L;;;;;N;;;;;
1DA4F;SIGNWRITING MOUTH KISS WRINKLED;Mn;0;L;;;;;N;;;;;
1DA50;SIGNWRITING MOUTH TENSE;Mn;0;L;;;;;N;;;;;
1DA51;SIGNWRITING MOUTH TENSE FORWARD;Mn;0;L;;;;;N;;;;;
1DA52;SIGNWRITING MOUTH TENSE SUCKED;Mn;0;L;;;;;N;;;;;
1DA53;SIGNWRITING LIPS PRESSED TOGETHER;Mn;0;L;;;;;N;;;;;
1DA54;SIGNWRITING LIP LOWER OVER UPPER;Mn;0;L;;;;;N;;;;;
1DA55;SIGNWRITING LIP UPPER OVER LOWER;Mn;0;L;;;;;N;;;;;
1DA56;SIGNWRITING MOUTH CORNERS;Mn;0;L;;;;;N;;;;;
1DA57;SIGNWRITING MOUTH WRINKLES SINGLE;Mn;0;L;;;;;N;;;;;
1DA58;SIGNWRITING MOUTH WRINKLES DOUBLE;Mn;0;L;;;;;N;;;;;
1DA59;SIGNWRITING TONGUE STICKING OUT FAR;Mn;0;L;;;;;N;;;;;
1DA5A;SIGNWRITING TONGUE LICKING LIPS;Mn;0;L;;;;;N;;;;;
1DA5B;SIGNWRITING TONGUE TIP BETWEEN LIPS;Mn;0;L;;;;;N;;;;;
1DA5C;SIGNWRITING TONGUE TIP TOUCHING INSIDE MOUTH;Mn;0;L;;;;;N;;;;;
1DA5D;SIGNWRITING TONGUE INSIDE MOUTH RELAXED;Mn;0;L;;;;;N;;;;;
1DA5E;SIGNWRITING TONGUE MOVES AGAINST CHEEK;Mn;0;L;;;;;N;;;;;
1DA5F;SIGNWRITING TONGUE CENTRE STICKING OUT;Mn;0;L;;;;;N;;;;;
1DA60;SIGNWRITING TONGUE CENTRE INSIDE MOUTH;Mn;0;L;;;;;N;;;;;
1DA61;SIGNWRITING TEETH;Mn;0;L;;;;;N;;;;;
1DA62;SIGNWRITING TEETH MOVEMENT;Mn;0;L;;;;;N;;;;;
1DA63;SIGNWRITING TEETH ON TONGUE;Mn;0;L;;;;;N;;;;;
1DA64;SIGNWRITING TEETH ON TONGUE MOVEMENT;Mn;0;L;;;;;N;;;;;
1DA65;SIGNWRITING TEETH ON LIPS;Mn;0;L;;;;;N;;;;;
1DA66;SIGNWRITING TEETH ON LIPS MOVEMENT;Mn;0;L;;;;;N;;;;;
1DA67;SIGNWRITING TEETH BITE LIPS;Mn;0;L;;;;;N;;;;;
1DA68;SIGNWRITING MOVEMENT-WALLPLANE JAW;Mn;0;L;;;;;N;;;;;
1DA69;SIGNWRITING MOVEMENT-FLOORPLANE JAW;Mn;0;L;;;;;N;;;;;
1DA6A;SIGNWRITING NECK;Mn;0;L;;;;;N;;;;;
1DA6B;SIGNWRITING HAIR;Mn;0;L;;;;;N;;;;;
1DA6C;SIGNWRITING EXCITEMENT;Mn;0;L;;;;;N;;;;;
1DA6D;SIGNWRITING SHOULDER HIP SPINE;Lo;0;L;;;;;N;;;;;
1DA6E;SIGNWRITING SHOULDER HIP POSITIONS;Lo;0;L;;;;;N;;;;;
1DA6F;SIGNWRITING WALLPLANE SHOULDER HIP MOVE;Lo;0;L;;;;;N;;;;;
1DA70;SIGNWRITING FLOORPLANE SHOULDER HIP MOVE;Lo;0;L;;;;;N;;;;;
1DA71;SIGNWRITING SHOULDER TILTING FROM WAIST;Lo;0;L;;;;;N;;;;;
1DA72;SIGNWRITING TORSO-WALLPLANE STRAIGHT STRETCH;Lo;0;L;;;;;N;;;;;
1DA73;SIGNWRITING TORSO-WALLPLANE CURVED BEND;Lo;0;L;;;;;N;;;;;
1DA74;SIGNWRITING TORSO-FLOORPLANE TWISTING;Lo;0;L;;;;;N;;;;;
1DA75;SIGNWRITING UPPER BODY TILTING FROM HIP JOINTS;Mn;0;L;;;;;N;;;;;

```

1DA76;SIGNWRITING LIMB COMBINATION;Lo;0;L;;;;;N;;;;;
1DA77;SIGNWRITING LIMB LENGTH-1;Lo;0;L;;;;;N;;;;;
1DA78;SIGNWRITING LIMB LENGTH-2;Lo;0;L;;;;;N;;;;;
1DA79;SIGNWRITING LIMB LENGTH-3;Lo;0;L;;;;;N;;;;;
1DA7A;SIGNWRITING LIMB LENGTH-4;Lo;0;L;;;;;N;;;;;
1DA7B;SIGNWRITING LIMB LENGTH-5;Lo;0;L;;;;;N;;;;;
1DA7C;SIGNWRITING LIMB LENGTH-6;Lo;0;L;;;;;N;;;;;
1DA7D;SIGNWRITING LIMB LENGTH-7;Lo;0;L;;;;;N;;;;;
1DA7E;SIGNWRITING FINGER;Lo;0;L;;;;;N;;;;;
1DA7F;SIGNWRITING LOCATION-WALLPLANE SPACE;Lo;0;L;;;;;N;;;;;
1DA80;SIGNWRITING LOCATION-FLOORPLANE SPACE;Lo;0;L;;;;;N;;;;;
1DA81;SIGNWRITING LOCATION HEIGHT;Lo;0;L;;;;;N;;;;;
1DA82;SIGNWRITING LOCATION WIDTH;Lo;0;L;;;;;N;;;;;
1DA83;SIGNWRITING LOCATION DEPTH;Lo;0;L;;;;;N;;;;;
1DA84;SIGNWRITING LOCATION HEAD NECK;Mn;0;L;;;;;N;;;;;
1DA85;SIGNWRITING LOCATION TORSO;Lo;0;L;;;;;N;;;;;
1DA86;SIGNWRITING LOCATION LIMBS DIGITS;Lo;0;L;;;;;N;;;;;
1DA87;SIGNWRITING COMMA;Po;0;L;;;;;N;;;;;
1DA88;SIGNWRITING FULL STOP;Po;0;L;;;;;N;;;;;
1DA89;SIGNWRITING SEMICOLON;Po;0;L;;;;;N;;;;;
1DA8A;SIGNWRITING COLON;Po;0;L;;;;;N;;;;;
1DA8B;SIGNWRITING PARENTHESIS;Po;0;L;;;;;N;;;;;
1DA9B;SIGNWRITING FILL MODIFIER-2;Mn;0;L;;;;;N;;;;;
1DA9C;SIGNWRITING FILL MODIFIER-3;Mn;0;L;;;;;N;;;;;
1DA9D;SIGNWRITING FILL MODIFIER-4;Mn;0;L;;;;;N;;;;;
1DA9E;SIGNWRITING FILL MODIFIER-5;Mn;0;L;;;;;N;;;;;
1DA9F;SIGNWRITING FILL MODIFIER-6;Mn;0;L;;;;;N;;;;;
1DAA1;SIGNWRITING ROTATION MODIFIER-2;Mn;0;L;;;;;N;;;;;
1DAA2;SIGNWRITING ROTATION MODIFIER-3;Mn;0;L;;;;;N;;;;;
1DAA3;SIGNWRITING ROTATION MODIFIER-4;Mn;0;L;;;;;N;;;;;
1DAA4;SIGNWRITING ROTATION MODIFIER-5;Mn;0;L;;;;;N;;;;;
1DAA5;SIGNWRITING ROTATION MODIFIER-6;Mn;0;L;;;;;N;;;;;
1DAA6;SIGNWRITING ROTATION MODIFIER-7;Mn;0;L;;;;;N;;;;;
1DAA7;SIGNWRITING ROTATION MODIFIER-8;Mn;0;L;;;;;N;;;;;
1DAA8;SIGNWRITING ROTATION MODIFIER-9;Mn;0;L;;;;;N;;;;;
1DAA9;SIGNWRITING ROTATION MODIFIER-10;Mn;0;L;;;;;N;;;;;
1DAAA;SIGNWRITING ROTATION MODIFIER-11;Mn;0;L;;;;;N;;;;;
1DAAB;SIGNWRITING ROTATION MODIFIER-12;Mn;0;L;;;;;N;;;;;
1DAAC;SIGNWRITING ROTATION MODIFIER-13;Mn;0;L;;;;;N;;;;;
1DAAD;SIGNWRITING ROTATION MODIFIER-14;Mn;0;L;;;;;N;;;;;
1DAAE;SIGNWRITING ROTATION MODIFIER-15;Mn;0;L;;;;;N;;;;;
1DAAF;SIGNWRITING ROTATION MODIFIER-16;Mn;0;L;;;;;N;;;;;

```

11. Issues for future standardization. As stated above, there are *no issues* with the character set proposed here. It has been stable since 2008, having been formalized after 34 years of development. Encoding of the characters proposed here will greatly facilitate discussion of SignWriting characters in the abstract in an interchangeable way, and will facilitate further work on the encoding model (yet to be determined) for the layout of SignWriting characters. To facilitate further discussion for future standardization, the issues regarding that encoding model are presented below. But those issues should *not* delay the encoding of the graphic characters proposed in this document.

Encoding Model Issues (as presented by SignWriting programmer Steve Slevinski).

The symbol set is stable and widely accepted. The main structures of signs and punctuations in lanes are understood. The major unresolved issue with encoding SignWriting deals with layout. While every sign has a defined center, how to define the sign itself is still unresolved.

The main issue of layout is how the writer will use the system. The balance between complexity and usability from the writer's perspective is of primary importance. It must always be remembered that the writer decides the symbols and their placement. Anything else is a different writing system.

The second issue of layout involve comparison. Signs can quickly be scanned for the symbols used; however, the relative position of the symbols require an analysis of the layout. The different layouts offer different approaches for evaluation.

The third issues of layout involves variability. There are two types of variability. The first, inter-personal variability, occurs when writers pick different symbols and different details. Inter-personal variability is part of the writing system that layout can not resolve. The second, intra-personal variability, occurs when writers use the same symbols, but in slightly different positions. With layout choices, it is possible to reduce the intra-personal variability, but this reduction may harm the writing system by imposing too many restrictions on the writer.

A fourth issues of layout involves elegance and beauty. Some may consider one type of layout to be superior to another based on subjective personal opinions. SignWriting is a unique script. The ultimate choice of layout should be based on the writer's experience, comparison, and variability.

In Figure 4 above, the various layout options are identified for the sign sentence "Hello World." which contains 2 signs and 1 punctuation mark.

Freeform Layout. With freeform layout, the writer decides what symbols to use and the exact symbol position. The freeform layout offers the greatest flexibility for the writer and the greatest intra-personal variability.

Cartesian Coordinates. Cartesian coordinates specify X and Y coordinates for the top, left of the symbol glyph. The coordinates of the symbols relate to the center of the canvas. This is the current method for writing. The writer is presented with a canvas and positions each symbol independently.

Polar Coordinates. Polar coordinates specify an angle and a distance from the center of the sign to the center of each symbol. The current cartesian data can be exported to this format.

Restricted Layout. It is possible to impose restrictions on symbol placement thereby limiting the intra-personal variability of sign spellings.

Generic Restrictions. Instead of allowing any coordinates, it may be possible to limit the options. For example, with polar coordinates, only allow specific angles and specific distances. This has not been evaluated.

Specific Restrictions. It may be possible to perform a statistical analysis of the symbols used to come up with a limited number of attachment points around each symbol and a small list of predefined distances between symbols. This information would be symbol specific and could greatly reduce the intra-personal variability if successfully implemented.

Non-form Layout. Some would argue that the writer should not determine the form of a sign, but should input linguistic analysis and let the layout/font manager determine the best representation for the written sign. This would change the script from a writing system into computer aided design, requiring concepts that are not part of the script and are not part of the writer's thought processes. The idea would make for an interesting project, but it is not about encoding SignWriting.

Absolute versus Relative Positioning. Any of the above layout options have two choices for positioning. The freeform layouts defined above use absolute positioning, where the position of each symbol relates to the center of the sign. It may be possible to interrelate the position of the symbols. Relative positioning would create some type of linked list for symbol positions. The position of each symbol would be defined based on the position of the previous symbol in the list. The viability and usability of relative positioning is unknown and has not been investigated.

12. Glyphs. The glyphs in this proposal were produced from original drawings by Adam Frost, processed by Steve Slevinski and Martin Hosken, and cleaned up and further processed by Michael Everson.

13. Acknowledgements. This project was made possible in part by a grant from the Center For Sutton Movement Writing.

14. Bibliography

The main online sources for Signwriting are:

- <http://www.signwriting.org>
- <http://www.signbank.org> in particular <http://www.signbank.org/iswa/>
- <http://www.signpuddle.net>

SignWriting Instruction and Reference Manuals

SignWriting: Sign Languages are Written Languages. Part 1: SignWriting Basics by Valerie Sutton
<http://www.signwriting.org/archive/docs6/sw0550-SignWriting-Manual-Part1-Basics.pdf>

SignWriting: Sign Languages are Written Languages. Part 2: SignWriting Hand Symbols by Valerie Sutton and Adam Frost

http://signwriting.org/archive/docs7/sw0618_SignWriting_Hand_Symbols_Manual_Sutton_Frost.pdf

SignWriting Alphabet Manual, ISWA 2010. The International SignWriting Alphabet by Valerie Sutton
http://www.signwriting.org/archive/docs7/sw0636_SignWriting_Alphabet_Manual_2010.pdf

Lessons in SignWriting Textbook by Valerie Sutton

<http://www.SignWriting.org/archive/docs2/sw0116-Lessons-SignWriting.pdf>

Lessons in SignWriting Video Series. Manual 1: Introduction to SignWriting, Transcript of English Voiceover for Video 1

<http://www.SignWriting.org/archive/docs1/sw0009-Intro-SignWriting.pdf>

Lessons in SignWriting Video Series. Manual 2: SignWriting Basics Manual, Transcript of English Voiceover for Video 2

<http://www.SignWriting.org/archive/docs1/sw0010-SignWriting-Basics.pdf>

A Cross-linguistic Guide to SignWriting: A Phonetic Approach. In English, with Spanish Sign Language examples, by Steve & Dianne Parkhurst

http://signwriting.org/archive/docs7/sw0617_Cross_Linguistic_Guide_SignWriting_Parkhurst.pdf

SignoEscritura: Un sistema completo para escribir y leer las lenguas de signos. In Spanish, with Spanish Sign Language examples by Steve and Dianne Parkhurst

<http://www.signwriting.org/archive/docs5/sw0494-SignoEscritura-Parkhurst-ES-LSE.pdf>

SignWriting: A Complete System for Writing and Reading Signed Languages by Steve and Dianne Parkhurst (English Translation of *SignoEscritura* Textbook from Spain)

<http://www.signwriting.org/archive/docs5/sw0493-SWLessonsBook-Parkhurst-EngLSE.pdf>

Handbuch zur Gebärdenschrift (SignWriting Handbook) In German, with German Sign Language examples by Stefan Wöhrmann, published by Birgit Jacobsen

http://www.suttonshop.com/ecommerce/pages/products_sw_detail.jsp?id=54.0

<http://www.astrid-krueger-medizin.de/buchbe/gebaerden.htm>

<http://www.kestner.de/n/verlag/produkte/gschrift/gschrift-einfuehrung.htm>

Das Gebärdenbuch (German Sign Language book) with SignWriting illustrations, Books 1 and 2. By Birgit Jacobsen, German signs written in SignWriting by Stefan Woehrmann

http://www.suttonshop.com/ecommerce/pages/products_sw_detail.jsp?id=53.0

http://www.suttonshop.com/ecommerce/pages/products_sw_detail.jsp?id=56.0

Lições Sobre o SignWriting. Translation of Valerie Sutton's *Lessons in SignWriting Textbook* into Portuguese and Brazilian Sign Language (LIBRAS), by Dr. Marianne Stumpf, with additional lessons in writing LIBRAS by Marianne Stumpf

<http://www.signwriting.org/archive/docs5/sw0472-BR-Licoes-SignWriting.pdf>

TegnSkrift: Innføring i Tegnskrift. by Professor Dr. Ingvild Roald, Vestlandet Kompetansesenter, Bergen
<http://www.signwriting.org/archive/docs4/sw0304-NO-TegnSkrift-Laerebok-06.pdf>

Kurs i Tegnskrift (Self-Study Guide for learning SignWriting) by Professor Dr. Ingvild Roald

<http://www.signwriting.org/archive/docs6/sw0514-NO-TEGNSKRIFT-Selvinstruerende.pdf>

Leçons en SignWriting 2002: lire et écrire les mouvements des langues des signes. Traduction des leçons de SignWriting en français, by Anne-Claude Prélaz Girod, French-Switzerland
<http://www.signwriting.org/archive/docs3/sw0221-Lecons-SW-Francais-1.pdf>
<http://www.signwriting.org/archive/docs3/sw0222-Lecons-SW-Francais-2.pdf>
<http://www.signwriting.org/archive/docs3/sw0223-Lecons-SW-Francais-3.pdf>
<http://www.signwriting.org/archive/docs3/sw0224-Lecons-SW-Francais-4.pdf>
<http://www.signwriting.org/archive/docs4/sw0301-CHfr-lecons-internet-1-15.pdf>
<http://www.signwriting.org/archive/docs4/sw0302-CHfr-lecons-internet-16-30.pdf>
Writing American Sign Language Grammar. Lesson 1.
<http://www.SignWriting.org/archive/docs1/sw0011-ASL-Grammar-01.pdf>
Writing American Sign Language Grammar. Lesson 2.
<http://www.SignWriting.org/archive/docs1/sw0012-ASL-Grammar-02.pdf>
Writing American Sign Language classifiers at Salk Institute.
<http://www.SignWriting.org/archive/docs1/sw0013-Salk-Institute-SW.pdf>
The Gospel According to John in Written American Sign Language. Translator: Nancy Romero. Editor: Lucinda O'Grady Batch. San Diego: Center for Sutton Movement Writing, 2010. Second Edition. ISBN: 978-0-914336-47-1

	1D80	1D81	1D82	1D83	1D84	1D85	1D86	1D87	1D88	1D89	1D8A	1D8B	1D8C	1D8D	1D8E
0	1D800	1D810	1D820	1D830	1D840	1D850	1D860	1D870	1D880	1D890	1D8A0	1D8B0	1D8C0	1D8D0	1D8E0
1	1D801	1D811	1D821	1D831	1D841	1D851	1D861	1D871	1D881	1D891	1D8A1	1D8B1	1D8C1	1D8D1	1D8E1
2	1D802	1D812	1D822	1D832	1D842	1D852	1D862	1D872	1D882	1D892	1D8A2	1D8B2	1D8C2	1D8D2	1D8E2
3	1D803	1D813	1D823	1D833	1D843	1D853	1D863	1D873	1D883	1D893	1D8A3	1D8B3	1D8C3	1D8D3	1D8E3
4	1D804	1D814	1D824	1D834	1D844	1D854	1D864	1D874	1D884	1D894	1D8A4	1D8B4	1D8C4	1D8D4	1D8E4
5	1D805	1D815	1D825	1D835	1D845	1D855	1D865	1D875	1D885	1D895	1D8A5	1D8B5	1D8C5	1D8D5	1D8E5
6	1D806	1D816	1D826	1D836	1D846	1D856	1D866	1D876	1D886	1D896	1D8A6	1D8B6	1D8C6	1D8D6	1D8E6
7	1D807	1D817	1D827	1D837	1D847	1D857	1D867	1D877	1D887	1D897	1D8A7	1D8B7	1D8C7	1D8D7	1D8E7
8	1D808	1D818	1D828	1D838	1D848	1D858	1D868	1D878	1D888	1D898	1D8A8	1D8B8	1D8C8	1D8D8	1D8E8
9	1D809	1D819	1D829	1D839	1D849	1D859	1D869	1D879	1D889	1D899	1D8A9	1D8B9	1D8C9	1D8D9	1D8E9
A	1D80A	1D81A	1D82A	1D83A	1D84A	1D85A	1D86A	1D87A	1D88A	1D89A	1D8AA	1D8BA	1D8CA	1D8DA	1D8EA
B	1D80B	1D81B	1D82B	1D83B	1D84B	1D85B	1D86B	1D87B	1D88B	1D89B	1D8AB	1D8BB	1D8CB	1D8DB	1D8EB
C	1D80C	1D81C	1D82C	1D83C	1D84C	1D85C	1D86C	1D87C	1D88C	1D89C	1D8AC	1D8BC	1D8CC	1D8DC	1D8EC
D	1D80D	1D81D	1D82D	1D83D	1D84D	1D85D	1D86D	1D87D	1D88D	1D89D	1D8AD	1D8BD	1D8CD	1D8DD	1D8ED
E	1D80E	1D81E	1D82E	1D83E	1D84E	1D85E	1D86E	1D87E	1D88E	1D89E	1D8AE	1D8BE	1D8CE	1D8DE	1D8EE
F	1D80F	1D81F	1D82F	1D83F	1D84F	1D85F	1D86F	1D87F	1D88F	1D89F	1D8AF	1D8BF	1D8CF	1D8DF	1D8EF

	1D8F	1D90	1D91	1D92	1D93	1D94	1D95	1D96	1D97	1D98	1D99	1D9A	1D9B	1D9C
0	1D8F0	1D900	1D910	1D920	1D930	1D940	1D950	1D960	1D970	1D980	1D990	1D9A0	1D9B0	1D9C0
1	1D8F1	1D901	1D911	1D921	1D931	1D941	1D951	1D961	1D971	1D981	1D991	1D9A1	1D9B1	1D9C1
2	1D8F2	1D902	1D912	1D922	1D932	1D942	1D952	1D962	1D972	1D982	1D992	1D9A2	1D9B2	1D9C2
3	1D8F3	1D903	1D913	1D923	1D933	1D943	1D953	1D963	1D973	1D983	1D993	1D9A3	1D9B3	1D9C3
4	1D8F4	1D904	1D914	1D924	1D934	1D944	1D954	1D964	1D974	1D984	1D994	1D9A4	1D9B4	1D9C4
5	1D8F5	1D905	1D915	1D925	1D935	1D945	1D955	1D965	1D975	1D985	1D995	1D9A5	1D9B5	1D9C5
6	1D8F6	1D906	1D916	1D926	1D936	1D946	1D956	1D966	1D976	1D986	1D996	1D9A6	1D9B6	1D9C6
7	1D8F7	1D907	1D917	1D927	1D937	1D947	1D957	1D967	1D977	1D987	1D997	1D9A7	1D9B7	1D9C7
8	1D8F8	1D908	1D918	1D928	1D938	1D948	1D958	1D968	1D978	1D988	1D998	1D9A8	1D9B8	1D9C8
9	1D8F9	1D909	1D919	1D929	1D939	1D949	1D959	1D969	1D979	1D989	1D999	1D9A9	1D9B9	1D9C9
A	1D8FA	1D90A	1D91A	1D92A	1D93A	1D94A	1D95A	1D96A	1D97A	1D98A	1D99A	1D9AA	1D9BA	1D9CA
B	1D8FB	1D90B	1D91B	1D92B	1D93B	1D94B	1D95B	1D96B	1D97B	1D98B	1D99B	1D9AB	1D9BB	1D9CB
C	1D8FC	1D90C	1D91C	1D92C	1D93C	1D94C	1D95C	1D96C	1D97C	1D98C	1D99C	1D9AC	1D9BC	1D9CC
D	1D8FD	1D90D	1D91D	1D92D	1D93D	1D94D	1D95D	1D96D	1D97D	1D98D	1D99D	1D9AD	1D9BD	1D9CD
E	1D8FE	1D90E	1D91E	1D92E	1D93E	1D94E	1D95E	1D96E	1D97E	1D98E	1D99E	1D9AE	1D9BE	1D9CE
F	1D8FF	1D90F	1D91F	1D92F	1D93F	1D94F	1D95F	1D96F	1D97F	1D98F	1D99F	1D9AF	1D9BF	1D9CF

	1D9D	1D9E	1D9F	1DA0	1DA1	1DA2	1DA3	1DA4	1DA5	1DA6	1DA7	1DA8	1DA9	1DAA
0	1D9D0	1D9E0	1D9F0	1DA00	1DA10	1DA20	1DA30	1DA40	1DA50	1DA60	1DA70	1DA80		
1	1D9D1	1D9E1	1D9F1	1DA01	1DA11	1DA21	1DA31	1DA41	1DA51	1DA61	1DA71	1DA81		1DAA1
2	1D9D2	1D9E2	1D9F2	1DA02	1DA12	1DA22	1DA32	1DA42	1DA52	1DA62	1DA72	1DA82		1DAA2
3	1D9D3	1D9E3	1D9F3	1DA03	1DA13	1DA23	1DA33	1DA43	1DA53	1DA63	1DA73	1DA83		1DAA3
4	1D9D4	1D9E4	1D9F4	1DA04	1DA14	1DA24	1DA34	1DA44	1DA54	1DA64	1DA74	1DA84		1DAA4
5	1D9D5	1D9E5	1D9F5	1DA05	1DA15	1DA25	1DA35	1DA45	1DA55	1DA65	1DA75	1DA85		1DAA5
6	1D9D6	1D9E6	1D9F6	1DA06	1DA16	1DA26	1DA36	1DA46	1DA56	1DA66	1DA76	1DA86		1DAA6
7	1D9D7	1D9E7	1D9F7	1DA07	1DA17	1DA27	1DA37	1DA47	1DA57	1DA67	1DA77	1DA87		1DAA7
8	1D9D8	1D9E8	1D9F8	1DA08	1DA18	1DA28	1DA38	1DA48	1DA58	1DA68	1DA78	1DA88		1DAA8
9	1D9D9	1D9E9	1D9F9	1DA09	1DA19	1DA29	1DA39	1DA49	1DA59	1DA69	1DA79	1DA89		1DAA9
A	1D9DA	1D9EA	1D9FA	1DA0A	1DA1A	1DA2A	1DA3A	1DA4A	1DA5A	1DA6A	1DA7A	1DA8A		1DAAA
B	1D9DB	1D9EB	1D9FB	1DA0B	1DA1B	1DA2B	1DA3B	1DA4B	1DA5B	1DA6B	1DA7B	1DA8B	1DA9B	1DAA B
C	1D9DC	1D9EC	1D9FC	1DA0C	1DA1C	1DA2C	1DA3C	1DA4C	1DA5C	1DA6C	1DA7C		1DA9C	1DAA C
D	1D9DD	1D9ED	1D9FD	1DA0D	1DA1D	1DA2D	1DA3D	1DA4D	1DA5D	1DA6D	1DA7D		1DA9D	1DAA D
E	1D9DE	1D9EE	1D9FE	1DA0E	1DA1E	1DA2E	1DA3E	1DA4E	1DA5E	1DA6E	1DA7E		1DA9E	1DAA E
F	1D9DF	1D9EF	1D9FF	1DA0F	1DA1F	1DA2F	1DA3F	1DA4F	1DA5F	1DA6F	1DA7F		1DA9F	1DAA F

Handshapes with index finger

1D800	𐀀	SIGNWRITING HAND-FIST INDEX
1D801	𐀁	SIGNWRITING HAND-CIRCLE INDEX
1D802	𐀂	SIGNWRITING HAND-CUP INDEX
1D803	𐀃	SIGNWRITING HAND-OVAL INDEX
1D804	𐀄	SIGNWRITING HAND-HINGE INDEX
1D805	𐀅	SIGNWRITING HAND-ANGLE INDEX
1D806	𐀆	SIGNWRITING HAND-FIST INDEX BENT
1D807	𐀇	SIGNWRITING HAND-CIRCLE INDEX BENT
1D808	𐀈	SIGNWRITING HAND-FIST THUMB UNDER INDEX BENT
1D809	𐀉	SIGNWRITING HAND-FIST INDEX RAISED KNUCKLE
1D80A	𐀊	SIGNWRITING HAND-FIST INDEX CUPPED
1D80B	𐀋	SIGNWRITING HAND-FIST INDEX HINGED
1D80C	𐀌	SIGNWRITING HAND-FIST INDEX HINGED LOW
1D80D	𐀍	SIGNWRITING HAND-CIRCLE INDEX HINGE

Handshapes with index and middle fingers

1D80E	𐀎	SIGNWRITING HAND-FIST INDEX MIDDLE
1D80F	𐀏	SIGNWRITING HAND-CIRCLE INDEX MIDDLE
1D810	𐀐	SIGNWRITING HAND-FIST INDEX MIDDLE BENT
1D811	𐀑	SIGNWRITING HAND-FIST INDEX MIDDLE RAISED KNUCKLES
1D812	𐀒	SIGNWRITING HAND-FIST INDEX MIDDLE HINGED
1D813	𐀓	SIGNWRITING HAND-FIST INDEX UP MIDDLE HINGED
1D814	𐀔	SIGNWRITING HAND-FIST INDEX HINGED MIDDLE UP
1D815	𐀕	SIGNWRITING HAND-FIST INDEX MIDDLE CONJOINED
1D816	𐀖	SIGNWRITING HAND-FIST INDEX MIDDLE CONJOINED INDEX BENT
1D817	𐀗	SIGNWRITING HAND-FIST INDEX MIDDLE CONJOINED MIDDLE BENT
1D818	𐀘	SIGNWRITING HAND-FIST INDEX MIDDLE CONJOINED CUPPED
1D819	𐀙	SIGNWRITING HAND-FIST INDEX MIDDLE CONJOINED HINGED
1D81A	𐀚	SIGNWRITING HAND-FIST INDEX MIDDLE CROSSED
1D81B	𐀛	SIGNWRITING HAND-CIRCLE INDEX MIDDLE CROSSED
1D81C	𐀜	SIGNWRITING HAND-FIST MIDDLE BENT OVER INDEX
1D81D	𐀝	SIGNWRITING HAND-FIST INDEX BENT OVER MIDDLE

Handshapes with index and middle fingers and thumb

1D81E	𐀞	SIGNWRITING HAND-FIST INDEX MIDDLE THUMB
1D81F	𐀟	SIGNWRITING HAND-CIRCLE INDEX MIDDLE THUMB
1D820	𐀠	SIGNWRITING HAND-FIST INDEX MIDDLE STRAIGHT THUMB BENT
1D821	𐀡	SIGNWRITING HAND-FIST INDEX MIDDLE BENT THUMB STRAIGHT
1D822	𐀢	SIGNWRITING HAND-FIST INDEX MIDDLE THUMB BENT
1D823	𐀣	SIGNWRITING HAND-FIST INDEX MIDDLE HINGED SPREAD THUMB SIDE
1D824	𐀤	SIGNWRITING HAND-FIST INDEX UP MIDDLE HINGED THUMB SIDE
1D825	𐀥	SIGNWRITING HAND-FIST INDEX UP MIDDLE HINGED THUMB CONJOINED
1D826	𐀦	SIGNWRITING HAND-FIST INDEX HINGED MIDDLE UP THUMB SIDE

1D827	𐀧	SIGNWRITING HAND-FIST INDEX MIDDLE UP SPREAD THUMB FORWARD
1D828	𐀨	SIGNWRITING HAND-FIST INDEX MIDDLE THUMB CUPPED
1D829	𐀩	SIGNWRITING HAND-FIST INDEX MIDDLE THUMB CIRCLED
1D82A	𐀪	SIGNWRITING HAND-FIST INDEX MIDDLE THUMB HOOKED
1D82B	𐀫	SIGNWRITING HAND-FIST INDEX MIDDLE THUMB HINGED
1D82C	𐀬	SIGNWRITING HAND-FIST THUMB BETWEEN INDEX MIDDLE STRAIGHT
1D82D	𐀭	SIGNWRITING HAND-FIST INDEX MIDDLE CONJOINED THUMB SIDE
1D82E	𐀮	SIGNWRITING HAND-FIST INDEX MIDDLE CONJOINED THUMB SIDE CONJOINED
1D82F	𐀯	SIGNWRITING HAND-FIST INDEX MIDDLE CONJOINED THUMB SIDE BENT
1D830	𐀰	SIGNWRITING HAND-FIST MIDDLE THUMB HOOKED INDEX UP
1D831	𐀱	SIGNWRITING HAND-FIST INDEX THUMB HOOKED MIDDLE UP
1D832	𐀲	SIGNWRITING HAND-FIST INDEX MIDDLE CONJOINED HINGED THUMB SIDE
1D833	𐀳	SIGNWRITING HAND-FIST INDEX MIDDLE CROSSED THUMB SIDE
1D834	𐀴	SIGNWRITING HAND-FIST INDEX MIDDLE CONJOINED THUMB FORWARD
1D835	𐀵	SIGNWRITING HAND-FIST INDEX MIDDLE CONJOINED CUPPED THUMB FORWARD
1D836	𐀶	SIGNWRITING HAND-FIST MIDDLE THUMB CUPPED INDEX UP
1D837	𐀷	SIGNWRITING HAND-FIST INDEX THUMB CUPPED MIDDLE UP
1D838	𐀸	SIGNWRITING HAND-FIST MIDDLE THUMB CIRCLED INDEX UP
1D839	𐀹	SIGNWRITING HAND-FIST MIDDLE THUMB CIRCLED INDEX HINGED
1D83A	𐀺	SIGNWRITING HAND-FIST INDEX THUMB ANGLED OUT MIDDLE UP
1D83B	𐀻	SIGNWRITING HAND-FIST INDEX THUMB ANGLED IN MIDDLE UP
1D83C	𐀼	SIGNWRITING HAND-FIST INDEX THUMB CIRCLED MIDDLE UP
1D83D	𐀽	SIGNWRITING HAND-FIST INDEX MIDDLE THUMB CONJOINED HINGED
1D83E	𐀾	SIGNWRITING HAND-FIST INDEX MIDDLE THUMB ANGLED OUT
1D83F	𐀿	SIGNWRITING HAND-FIST INDEX MIDDLE THUMB ANGLED
1D840	𐁀	SIGNWRITING HAND-FIST MIDDLE THUMB ANGLED OUT INDEX UP
1D841	𐁁	SIGNWRITING HAND-FIST MIDDLE THUMB ANGLED OUT INDEX CROSSED
1D842	𐁂	SIGNWRITING HAND-FIST MIDDLE THUMB ANGLED INDEX UP
1D843	𐁃	SIGNWRITING HAND-FIST INDEX THUMB HOOKED MIDDLE HINGED

Handshapes with four fingers

1D844	𐁄	SIGNWRITING HAND-FLAT FOUR FINGERS
1D845	𐁅	SIGNWRITING HAND-FLAT FOUR FINGERS BENT
1D846	𐁆	SIGNWRITING HAND-FLAT FOUR FINGERS HINGED
1D847	𐁇	SIGNWRITING HAND-FLAT FOUR FINGERS CONJOINED
1D848	𐁈	SIGNWRITING HAND-FLAT FOUR FINGERS CONJOINED SPLIT
1D849	𐁉	SIGNWRITING HAND-CLAW FOUR FINGERS CONJOINED
1D84A	𐁊	SIGNWRITING HAND-FIST FOUR FINGERS CONJOINED BENT

1D84B 𐄀 SIGNWRITING HAND-HINGE FOUR FINGERS
CONJOINED

Handshapes with five fingers

1D84C 𐄁 SIGNWRITING HAND-FLAT FIVE FINGERS
SPREAD

1D84D 𐄂 SIGNWRITING HAND-FLAT HEEL FIVE FINGERS
SPREAD

1D84E 𐄃 SIGNWRITING HAND-FLAT FIVE FINGERS
SPREAD FOUR BENT

1D84F 𐄄 SIGNWRITING HAND-FLAT HEEL FIVE FINGERS
SPREAD FOUR BENT

1D850 𐄅 SIGNWRITING HAND-FLAT FIVE FINGERS
SPREAD BENT

1D851 𐄆 SIGNWRITING HAND-FLAT HEEL FIVE FINGERS
SPREAD BENT

1D852 𐄇 SIGNWRITING HAND-FLAT FIVE FINGERS
SPREAD THUMB FORWARD

1D853 𐄈 SIGNWRITING HAND-CUP FIVE FINGERS
SPREAD

1D854 𐄉 SIGNWRITING HAND-CUP FIVE FINGERS
SPREAD OPEN

1D855 𐄊 SIGNWRITING HAND-HINGE FIVE FINGERS
SPREAD OPEN

1D856 𐄋 SIGNWRITING HAND-OVAL FIVE FINGERS
SPREAD

1D857 𐄌 SIGNWRITING HAND-FLAT FIVE FINGERS
SPREAD HINGED

1D858 𐄍 SIGNWRITING HAND-FLAT FIVE FINGERS
SPREAD HINGED THUMB SIDE

1D859 𐄎 SIGNWRITING HAND-FLAT FIVE FINGERS
SPREAD HINGED NO THUMB

1D85A 𐄏 SIGNWRITING HAND-FLAT

1D85B 𐄐 SIGNWRITING HAND-FLAT BETWEEN PALM
FACINGS

1D85C 𐄑 SIGNWRITING HAND-FLAT HEEL

1D85D 𐄒 SIGNWRITING HAND-FLAT THUMB SIDE

1D85E 𐄓 SIGNWRITING HAND-FLAT HEEL THUMB SIDE

1D85F 𐄔 SIGNWRITING HAND-FLAT THUMB BENT

1D860 𐄕 SIGNWRITING HAND-FLAT THUMB FORWARD

1D861 𐄖 SIGNWRITING HAND-FLAT SPLIT INDEX
THUMB SIDE

1D862 𐄗 SIGNWRITING HAND-FLAT SPLIT CENTER

1D863 𐄘 SIGNWRITING HAND-FLAT SPLIT CENTER
THUMB SIDE

1D864 𐄙 SIGNWRITING HAND-FLAT SPLIT CENTER
THUMB SIDE BENT

1D865 𐄚 SIGNWRITING HAND-FLAT SPLIT LITTLE

1D866 𐄛 SIGNWRITING HAND-CLAW

1D867 𐄜 SIGNWRITING HAND-CLAW THUMB SIDE

1D868 𐄝 SIGNWRITING HAND-CLAW NO THUMB

1D869 𐄞 SIGNWRITING HAND-CLAW THUMB FORWARD

1D86A 𐄟 SIGNWRITING HAND-HOOK CURLICUE

1D86B 𐄠 SIGNWRITING HAND-HOOK

1D86C 𐄡 SIGNWRITING HAND-CUP OPEN

1D86D 𐄢 SIGNWRITING HAND-CUP

1D86E 𐄣 SIGNWRITING HAND-CUP OPEN THUMB SIDE

1D86F 𐄤 SIGNWRITING HAND-CUP THUMB SIDE

1D870 𐄥 SIGNWRITING HAND-CUP OPEN NO THUMB

1D871 𐄦 SIGNWRITING HAND-CUP NO THUMB

1D872 𐄧 SIGNWRITING HAND-CUP OPEN THUMB
FORWARD

1D873 𐄨 SIGNWRITING HAND-CUP THUMB FORWARD

1D874 𐄩 SIGNWRITING HAND-CURLICUE OPEN

1D875 𐄪 SIGNWRITING HAND-CURLICUE

1D876 𐄫 SIGNWRITING HAND-CIRCLE

1D877 𐄬 SIGNWRITING HAND-OVAL

1D878 𐄭 SIGNWRITING HAND-OVAL THUMB SIDE

1D879 𐄮 SIGNWRITING HAND-OVAL NO THUMB

1D87A 𐄯 SIGNWRITING HAND-OVAL THUMB FORWARD

1D87B 𐄰 SIGNWRITING HAND-HINGE OPEN

1D87C 𐄱 SIGNWRITING HAND-HINGE OPEN THUMB
FORWARD

1D87D 𐄲 SIGNWRITING HAND-HINGE

1D87E 𐄳 SIGNWRITING HAND-HINGE SMALL

1D87F 𐄴 SIGNWRITING HAND-HINGE OPEN THUMB SIDE

1D880 𐄵 SIGNWRITING HAND-HINGE THUMB SIDE

1D881 𐄶 SIGNWRITING HAND-HINGE OPEN NO THUMB

1D882 𐄷 SIGNWRITING HAND-HINGE NO THUMB

1D883 𐄸 SIGNWRITING HAND-HINGE THUMB SIDE
TOUCHING INDEX

1D884 𐄹 SIGNWRITING HAND-HINGE THUMB BETWEEN
MIDDLE RING

1D885 𐄺 SIGNWRITING HAND-ANGLE

Handshapes with little finger

1D886 𐄻 SIGNWRITING HAND-FIST INDEX MIDDLE RING

1D887 𐄼 SIGNWRITING HAND-CIRCLE INDEX MIDDLE
RING

1D888 𐄽 SIGNWRITING HAND-HINGE INDEX MIDDLE
RING

1D889 𐄾 SIGNWRITING HAND-ANGLE INDEX MIDDLE
RING

1D88A 𐄿 SIGNWRITING HAND-HINGE LITTLE

1D88B 𐅀 SIGNWRITING HAND-FIST INDEX MIDDLE RING
BENT

1D88C 𐅁 SIGNWRITING HAND-FIST INDEX MIDDLE RING
CONJOINED

1D88D 𐅂 SIGNWRITING HAND-HINGE INDEX MIDDLE
RING CONJOINED

1D88E 𐅃 SIGNWRITING HAND-FIST LITTLE DOWN

1D88F 𐅄 SIGNWRITING HAND-FIST LITTLE DOWN
RIPPLE STRAIGHT

1D890 𐅅 SIGNWRITING HAND-FIST LITTLE DOWN
RIPPLE CURVED

1D891 𐅆 SIGNWRITING HAND-FIST LITTLE DOWN
OTHERS CIRCLED

1D892 𐅇 SIGNWRITING HAND-FIST LITTLE UP

1D893 𐅈 SIGNWRITING HAND-FIST THUMB UNDER
LITTLE UP

1D894 𐅉 SIGNWRITING HAND-CIRCLE LITTLE UP

1D895 𐅊 SIGNWRITING HAND-OVAL LITTLE UP

1D896 𐅋 SIGNWRITING HAND-ANGLE LITTLE UP

1D897 𐅌 SIGNWRITING HAND-FIST LITTLE RAISED
KNUCKLE

1D898 𐅍 SIGNWRITING HAND-FIST LITTLE BENT

1D899 𐅎 SIGNWRITING HAND-FIST LITTLE TOUCHES
THUMB

1D89A 𐅏 SIGNWRITING HAND-FIST LITTLE THUMB

1D89B 𐅐 SIGNWRITING HAND-HINGE LITTLE THUMB

1D89C 𐅑 SIGNWRITING HAND-FIST LITTLE INDEX
THUMB

1D89D 𐅒 SIGNWRITING HAND-HINGE LITTLE INDEX
THUMB

1D89E 𐅓 SIGNWRITING HAND-ANGLE LITTLE INDEX
THUMB INDEX THUMB OUT

1D89F 𐅔 SIGNWRITING HAND-ANGLE LITTLE INDEX
THUMB INDEX THUMB

1D8A0 𐅕 SIGNWRITING HAND-FIST LITTLE INDEX

1D8A1 𐅖 SIGNWRITING HAND-CIRCLE LITTLE INDEX

1D8A2 𐅗 SIGNWRITING HAND-HINGE LITTLE INDEX

1D8A3 𐅘 SIGNWRITING HAND-ANGLE LITTLE INDEX

Handshapes with ring finger

1D8A4 𐅙 SIGNWRITING HAND-FIST INDEX MIDDLE
LITTLE

1D8A5 𐅚 SIGNWRITING HAND-CIRCLE INDEX MIDDLE
LITTLE

1D8A6 𐅛 SIGNWRITING HAND-HINGE INDEX MIDDLE
LITTLE

1D8A7 𐅜 SIGNWRITING HAND-HINGE RING

1D8A8	✎	SIGNWRITING HAND-ANGLE INDEX MIDDLE LITTLE	1D8D3	✎	SIGNWRITING HAND-ANGLE MIDDLE RING LITTLE IN
1D8A9	✎	SIGNWRITING HAND-FIST INDEX MIDDLE CROSS LITTLE	1D8D4	✎	SIGNWRITING HAND-ANGLE MIDDLE RING LITTLE
1D8AA	✎	SIGNWRITING HAND-CIRCLE INDEX MIDDLE CROSS LITTLE	1D8D5	✎	SIGNWRITING HAND-CIRCLE MIDDLE RING LITTLE BENT
1D8AB	✎	SIGNWRITING HAND-FIST RING DOWN	1D8D6	✎	SIGNWRITING HAND-CLAW MIDDLE RING LITTLE CONJOINED
1D8AC	✎	SIGNWRITING HAND-HINGE RING DOWN INDEX THUMB HOOK MIDDLE	1D8D7	✎	SIGNWRITING HAND-CLAW MIDDLE RING LITTLE CONJOINED SIDE
1D8AD	✎	SIGNWRITING HAND-ANGLE RING DOWN MIDDLE THUMB INDEX CROSS	1D8D8	✎	SIGNWRITING HAND-HOOK MIDDLE RING LITTLE CONJOINED OUT
1D8AE	✎	SIGNWRITING HAND-FIST RING UP	1D8D9	✎	SIGNWRITING HAND-HOOK MIDDLE RING LITTLE CONJOINED IN
1D8AF	✎	SIGNWRITING HAND-FIST RING RAISED KNUCKLE	1D8DA	✎	SIGNWRITING HAND-HOOK MIDDLE RING LITTLE CONJOINED
1D8B0	✎	SIGNWRITING HAND-FIST RING LITTLE	1D8DB	✎	SIGNWRITING HAND-HINGE INDEX HINGED
1D8B1	✎	SIGNWRITING HAND-CIRCLE RING LITTLE	1D8DC	✎	SIGNWRITING HAND-FIST INDEX THUMB SIDE
1D8B2	✎	SIGNWRITING HAND-OVAL RING LITTLE	1D8DD	✎	SIGNWRITING HAND-HINGE INDEX THUMB SIDE
1D8B3	✎	SIGNWRITING HAND-ANGLE RING LITTLE	1D8DE	✎	SIGNWRITING HAND-FIST INDEX THUMB SIDE THUMB DIAGONAL
1D8B4	✎	SIGNWRITING HAND-FIST RING MIDDLE	1D8DF	✎	SIGNWRITING HAND-FIST INDEX THUMB SIDE THUMB CONJOINED
1D8B5	✎	SIGNWRITING HAND-FIST RING MIDDLE CONJOINED	1D8E0	✎	SIGNWRITING HAND-FIST INDEX THUMB SIDE THUMB BENT
1D8B6	✎	SIGNWRITING HAND-FIST RING MIDDLE RAISED KNUCKLES	1D8E1	✎	SIGNWRITING HAND-FIST INDEX THUMB SIDE INDEX BENT
1D8B7	✎	SIGNWRITING HAND-FIST RING INDEX	1D8E2	✎	SIGNWRITING HAND-FIST INDEX THUMB SIDE BOTH BENT
1D8B8	✎	SIGNWRITING HAND-FIST RING THUMB	1D8E3	✎	SIGNWRITING HAND-FIST INDEX THUMB SIDE INDEX HINGE
1D8B9	✎	SIGNWRITING HAND-HOOK RING THUMB	1D8E4	✎	SIGNWRITING HAND-FIST INDEX THUMB FORWARD INDEX STRAIGHT

Handshapes with middle finger

1D8BA	✎	SIGNWRITING HAND-FIST INDEX RING LITTLE	1D8E5	✎	SIGNWRITING HAND-FIST INDEX THUMB FORWARD INDEX BENT
1D8BB	✎	SIGNWRITING HAND-CIRCLE INDEX RING LITTLE	1D8E6	✎	SIGNWRITING HAND-FIST INDEX THUMB HOOK
1D8BC	✎	SIGNWRITING HAND-CURLICUE INDEX RING LITTLE ON	1D8E7	✎	SIGNWRITING HAND-FIST INDEX THUMB CURLICUE
1D8BD	✎	SIGNWRITING HAND-HOOK INDEX RING LITTLE OUT	1D8E8	✎	SIGNWRITING HAND-FIST INDEX THUMB CURVE THUMB INSIDE
1D8BE	✎	SIGNWRITING HAND-HOOK INDEX RING LITTLE IN	1D8E9	✎	SIGNWRITING HAND-CLAW INDEX THUMB CURVE THUMB INSIDE
1D8BF	✎	SIGNWRITING HAND-HOOK INDEX RING LITTLE UNDER	1D8EA	✎	SIGNWRITING HAND-FIST INDEX THUMB CURVE THUMB UNDER
1D8C0	✎	SIGNWRITING HAND-CUP INDEX RING LITTLE	1D8EB	✎	SIGNWRITING HAND-FIST INDEX THUMB CIRCLE
1D8C1	✎	SIGNWRITING HAND-HINGE INDEX RING LITTLE	1D8EC	✎	SIGNWRITING HAND-CUP INDEX THUMB
1D8C2	✎	SIGNWRITING HAND-ANGLE INDEX RING LITTLE OUT	1D8ED	✎	SIGNWRITING HAND-CUP INDEX THUMB OPEN
1D8C3	✎	SIGNWRITING HAND-ANGLE INDEX RING LITTLE	1D8EE	✎	SIGNWRITING HAND-HINGE INDEX THUMB OPEN
1D8C4	✎	SIGNWRITING HAND-FIST MIDDLE DOWN	1D8EF	✎	SIGNWRITING HAND-HINGE INDEX THUMB LARGE
1D8C5	✎	SIGNWRITING HAND-HINGE MIDDLE	1D8F0	✎	SIGNWRITING HAND-HINGE INDEX THUMB
1D8C6	✎	SIGNWRITING HAND-FIST MIDDLE UP	1D8F1	✎	SIGNWRITING HAND-HINGE INDEX THUMB SMALL
1D8C7	✎	SIGNWRITING HAND-CIRCLE MIDDLE UP	1D8F2	✎	SIGNWRITING HAND-ANGLE INDEX THUMB OUT
1D8C8	✎	SIGNWRITING HAND-FIST MIDDLE RAISED KNUCKLE	1D8F3	✎	SIGNWRITING HAND-ANGLE INDEX THUMB IN
1D8C9	✎	SIGNWRITING HAND-FIST MIDDLE UP THUMB SIDE	1D8F4	✎	SIGNWRITING HAND-ANGLE INDEX THUMB
1D8CA	✎	SIGNWRITING HAND-HOOK MIDDLE THUMB			
1D8CB	✎	SIGNWRITING HAND-FIST MIDDLE THUMB LITTLE			
1D8CC	✎	SIGNWRITING HAND-FIST MIDDLE LITTLE			

Handshapes with index finger and thumb

1D8CD	✎	SIGNWRITING HAND-FIST MIDDLE RING LITTLE
1D8CE	✎	SIGNWRITING HAND-CIRCLE MIDDLE RING LITTLE
1D8CF	✎	SIGNWRITING HAND-CURLICUE MIDDLE RING LITTLE ON
1D8D0	✎	SIGNWRITING HAND-CUP MIDDLE RING LITTLE
1D8D1	✎	SIGNWRITING HAND-HINGE MIDDLE RING LITTLE
1D8D2	✎	SIGNWRITING HAND-ANGLE MIDDLE RING LITTLE OUT

Handshapes with thumb

1D8F5	✎	SIGNWRITING HAND-FIST THUMB
1D8F6	✎	SIGNWRITING HAND-FIST THUMB HEEL
1D8F7	✎	SIGNWRITING HAND-FIST THUMB SIDE DIAGONAL
1D8F8	✎	SIGNWRITING HAND-FIST THUMB SIDE CONJOINED
1D8F9	✎	SIGNWRITING HAND-FIST THUMB SIDE BENT
1D8FA	✎	SIGNWRITING HAND-FIST THUMB FORWARD
1D8FB	✎	SIGNWRITING HAND-FIST THUMB BETWEEN INDEX MIDDLE

1D8FC	☞	SIGNWRITING HAND-FIST THUMB BETWEEN MIDDLE RING
1D8FD	☞	SIGNWRITING HAND-FIST THUMB BETWEEN RING LITTLE
1D8FE	☞	SIGNWRITING HAND-FIST THUMB UNDER TWO FINGERS
1D8FF	☞	SIGNWRITING HAND-FIST THUMB OVER TWO FINGERS
1D900	☞	SIGNWRITING HAND-FIST THUMB UNDER THREE FINGERS
1D901	☞	SIGNWRITING HAND-FIST THUMB UNDER FOUR FINGERS
1D902	☞	SIGNWRITING HAND-FIST THUMB OVER FOUR RAISED KNUCKLES
1D903	☐	SIGNWRITING HAND-FIST
1D904	☐	SIGNWRITING HAND-FIST HEEL

Contact movement indicators

1D905	*	SIGNWRITING TOUCH SINGLE
1D906	**	SIGNWRITING TOUCH MULTIPLE
1D907	☞	SIGNWRITING TOUCH BETWEEN
1D908	*	SIGNWRITING GRASP SINGLE
1D909	**	SIGNWRITING GRASP MULTIPLE
1D90A	☞	SIGNWRITING GRASP BETWEEN
1D90B	#	SIGNWRITING STRIKE SINGLE
1D90C	##	SIGNWRITING STRIKE MULTIPLE
1D90D	☞	SIGNWRITING STRIKE BETWEEN
1D90E	◦	SIGNWRITING BRUSH SINGLE
1D90F	◦◦	SIGNWRITING BRUSH MULTIPLE
1D910	☞	SIGNWRITING BRUSH BETWEEN
1D911	◦	SIGNWRITING RUB SINGLE
1D912	◦◦	SIGNWRITING RUB MULTIPLE
1D913	☞	SIGNWRITING RUB BETWEEN
1D914	ˆ	SIGNWRITING SURFACE SYMBOLS
1D915	◦	SIGNWRITING SURFACE BETWEEN

Finger movement indicators

1D916	.	SIGNWRITING SQUEEZE LARGE SINGLE
1D917	.	SIGNWRITING SQUEEZE SMALL SINGLE
1D918	..	SIGNWRITING SQUEEZE LARGE MULTIPLE
1D919	..	SIGNWRITING SQUEEZE SMALL MULTIPLE
1D91A	ˆ	SIGNWRITING SQUEEZE SEQUENTIAL
1D91B	◦	SIGNWRITING FLICK LARGE SINGLE
1D91C	◦	SIGNWRITING FLICK SMALL SINGLE
1D91D	◦◦	SIGNWRITING FLICK LARGE MULTIPLE
1D91E	◦◦	SIGNWRITING FLICK SMALL MULTIPLE
1D91F	ˆ	SIGNWRITING FLICK SEQUENTIAL
1D920	ˆˆ	SIGNWRITING SQUEEZE FLICK ALTERNATING

Finger movement indicators

1D921	ˆ	SIGNWRITING MOVEMENT-HINGE UP DOWN LARGE
1D922	ˆ	SIGNWRITING MOVEMENT-HINGE UP DOWN SMALL
1D923	ˆ	SIGNWRITING MOVEMENT-HINGE UP SEQUENTIAL
1D924	ˆ	SIGNWRITING MOVEMENT-HINGE DOWN SEQUENTIAL
1D925	ˆ	SIGNWRITING MOVEMENT-HINGE UP DOWN ALTERNATING LARGE
1D926	ˆ	SIGNWRITING MOVEMENT-HINGE UP DOWN ALTERNATING SMALL
1D927	∞	SIGNWRITING MOVEMENT-HINGE SIDE TO SIDE SCISSORS
1D928	+	SIGNWRITING MOVEMENT-WALLPLANE FINGER CONTACT
1D929	+	SIGNWRITING MOVEMENT-FLOORPLANE FINGER CONTACT

Movement indicators

1D92A	+	SIGNWRITING MOVEMENT-WALLPLANE SINGLE STRAIGHT SMALL
1D92B	↑	SIGNWRITING MOVEMENT-WALLPLANE SINGLE STRAIGHT MEDIUM
1D92C	↑	SIGNWRITING MOVEMENT-WALLPLANE SINGLE STRAIGHT LARGE
1D92D	↑	SIGNWRITING MOVEMENT-WALLPLANE SINGLE STRAIGHT LARGEST
1D92E	±	SIGNWRITING MOVEMENT-WALLPLANE SINGLE WRIST FLEX
1D92F	±±	SIGNWRITING MOVEMENT-WALLPLANE DOUBLE STRAIGHT
1D930	±±	SIGNWRITING MOVEMENT-WALLPLANE DOUBLE WRIST FLEX
1D931	↕	SIGNWRITING MOVEMENT-WALLPLANE DOUBLE ALTERNATING
1D932	±±	SIGNWRITING MOVEMENT-WALLPLANE DOUBLE ALTERNATING WRIST FLEX
1D933	⊕	SIGNWRITING MOVEMENT-WALLPLANE CROSS
1D934	±±±	SIGNWRITING MOVEMENT-WALLPLANE TRIPLE STRAIGHT MOVEMENT
1D935	±±±	SIGNWRITING MOVEMENT-WALLPLANE TRIPLE WRIST FLEX
1D936	±±±	SIGNWRITING MOVEMENT-WALLPLANE TRIPLE ALTERNATING
1D937	±±±	SIGNWRITING MOVEMENT-WALLPLANE TRIPLE ALTERNATING WRIST FLEX
1D938	⤴	SIGNWRITING MOVEMENT-WALLPLANE BEND SMALL
1D939	⤴	SIGNWRITING MOVEMENT-WALLPLANE BEND MEDIUM
1D93A	⤴	SIGNWRITING MOVEMENT-WALLPLANE BEND LARGE
1D93B	⤴	SIGNWRITING MOVEMENT-WALLPLANE CORNER SMALL
1D93C	⤴	SIGNWRITING MOVEMENT-WALLPLANE CORNER MEDIUM
1D93D	⤴	SIGNWRITING MOVEMENT-WALLPLANE CORNER LARGE
1D93E	↻	SIGNWRITING MOVEMENT-WALLPLANE CORNER ROTATION
1D93F	⤴	SIGNWRITING MOVEMENT-WALLPLANE CHECK SMALL
1D940	⤴	SIGNWRITING MOVEMENT-WALLPLANE CHECK MEDIUM
1D941	⤴	SIGNWRITING MOVEMENT-WALLPLANE CHECK LARGE
1D942	☐	SIGNWRITING MOVEMENT-WALLPLANE BOX SMALL
1D943	☐	SIGNWRITING MOVEMENT-WALLPLANE BOX MEDIUM
1D944	☐	SIGNWRITING MOVEMENT-WALLPLANE BOX LARGE
1D945	⤴	SIGNWRITING MOVEMENT-WALLPLANE ZIGZAG SMALL
1D946	⤴	SIGNWRITING MOVEMENT-WALLPLANE ZIGZAG MEDIUM
1D947	⤴	SIGNWRITING MOVEMENT-WALLPLANE ZIGZAG LARGE
1D948	⤴	SIGNWRITING MOVEMENT-WALLPLANE PEAKS SMALL
1D949	⤴	SIGNWRITING MOVEMENT-WALLPLANE PEAKS MEDIUM
1D94A	⤴	SIGNWRITING MOVEMENT-WALLPLANE PEAKS LARGE
1D94B	⤴	SIGNWRITING TRAVEL-WALLPLANE ROTATION-WALLPLANE SINGLE
1D94C	⤴	SIGNWRITING TRAVEL-WALLPLANE ROTATION-WALLPLANE DOUBLE
1D94D	⤴	SIGNWRITING TRAVEL-WALLPLANE ROTATION-WALLPLANE ALTERNATING

1D94E	⚡	SIGNWRITING TRAVEL-WALLPLANE ROTATION-FLOORPLANE SINGLE	1D974	⚡	SIGNWRITING MOVEMENT-FLOORPLANE CORNER SMALL
1D94F	⚡	SIGNWRITING TRAVEL-WALLPLANE ROTATION-FLOORPLANE DOUBLE	1D975	⚡	SIGNWRITING MOVEMENT-FLOORPLANE CORNER MEDIUM
1D950	⚡	SIGNWRITING TRAVEL-WALLPLANE ROTATION-FLOORPLANE ALTERNATING	1D976	⚡	SIGNWRITING MOVEMENT-FLOORPLANE CORNER LARGE
1D951	⚡	SIGNWRITING TRAVEL-WALLPLANE SHAKING	1D977	⚡	SIGNWRITING MOVEMENT-FLOORPLANE CHECK
1D952	⚡	SIGNWRITING TRAVEL-WALLPLANE ARM SPIRAL SINGLE	1D978	⚡	SIGNWRITING MOVEMENT-FLOORPLANE BOX SMALL
1D953	⚡	SIGNWRITING TRAVEL-WALLPLANE ARM SPIRAL DOUBLE	1D979	⚡	SIGNWRITING MOVEMENT-FLOORPLANE BOX MEDIUM
1D954	⚡	SIGNWRITING TRAVEL-WALLPLANE ARM SPIRAL TRIPLE	1D97A	⚡	SIGNWRITING MOVEMENT-FLOORPLANE BOX LARGE
1D955	⚡	SIGNWRITING MOVEMENT-DIAGONAL AWAY SMALL	1D97B	⚡	SIGNWRITING MOVEMENT-FLOORPLANE ZIGZAG SMALL
1D956	⚡	SIGNWRITING MOVEMENT-DIAGONAL AWAY MEDIUM	1D97C	⚡	SIGNWRITING MOVEMENT-FLOORPLANE ZIGZAG MEDIUM
1D957	⚡	SIGNWRITING MOVEMENT-DIAGONAL AWAY LARGE	1D97D	⚡	SIGNWRITING MOVEMENT-FLOORPLANE ZIGZAG LARGE
1D958	⚡	SIGNWRITING MOVEMENT-DIAGONAL AWAY LARGEST	1D97E	⚡	SIGNWRITING MOVEMENT-FLOORPLANE PEAKS SMALL
1D959	⚡	SIGNWRITING MOVEMENT-DIAGONAL TOWARDS SMALL	1D97F	⚡	SIGNWRITING MOVEMENT-FLOORPLANE PEAKS MEDIUM
1D95A	⚡	SIGNWRITING MOVEMENT-DIAGONAL TOWARDS MEDIUM	1D980	⚡	SIGNWRITING MOVEMENT-FLOORPLANE PEAKS LARGE
1D95B	⚡	SIGNWRITING MOVEMENT-DIAGONAL TOWARDS LARGE	1D981	⚡	SIGNWRITING TRAVEL-FLOORPLANE ROTATION-FLOORPLANE SINGLE
1D95C	⚡	SIGNWRITING MOVEMENT-DIAGONAL TOWARDS LARGEST	1D982	⚡	SIGNWRITING TRAVEL-FLOORPLANE ROTATION-FLOORPLANE DOUBLE
1D95D	⚡	SIGNWRITING MOVEMENT-DIAGONAL BETWEEN AWAY SMALL	1D983	⚡	SIGNWRITING TRAVEL-FLOORPLANE ROTATION-FLOORPLANE ALTERNATING
1D95E	⚡	SIGNWRITING MOVEMENT-DIAGONAL BETWEEN AWAY MEDIUM	1D984	⚡	SIGNWRITING TRAVEL-FLOORPLANE ROTATION-WALLPLANE SINGLE
1D95F	⚡	SIGNWRITING MOVEMENT-DIAGONAL BETWEEN AWAY LARGE	1D985	⚡	SIGNWRITING TRAVEL-FLOORPLANE ROTATION-WALLPLANE DOUBLE
1D960	⚡	SIGNWRITING MOVEMENT-DIAGONAL BETWEEN AWAY LARGEST	1D986	⚡	SIGNWRITING TRAVEL-FLOORPLANE ROTATION-WALLPLANE ALTERNATING
1D961	⚡	SIGNWRITING MOVEMENT-DIAGONAL BETWEEN TOWARDS SMALL	1D987	⚡	SIGNWRITING TRAVEL-FLOORPLANE SHAKING
1D962	⚡	SIGNWRITING MOVEMENT-DIAGONAL BETWEEN TOWARDS MEDIUM	1D988	⚡	SIGNWRITING MOVEMENT-WALLPLANE CURVE QUARTER SMALL
1D963	⚡	SIGNWRITING MOVEMENT-DIAGONAL BETWEEN TOWARDS LARGE	1D989	⚡	SIGNWRITING MOVEMENT-WALLPLANE CURVE QUARTER MEDIUM
1D964	⚡	SIGNWRITING MOVEMENT-DIAGONAL BETWEEN TOWARDS LARGEST	1D98A	⚡	SIGNWRITING MOVEMENT-WALLPLANE CURVE QUARTER LARGE
1D965	⚡	SIGNWRITING MOVEMENT-FLOORPLANE SINGLE STRAIGHT SMALL	1D98B	⚡	SIGNWRITING MOVEMENT-WALLPLANE CURVE QUARTER LARGEST
1D966	⚡	SIGNWRITING MOVEMENT-FLOORPLANE SINGLE STRAIGHT MEDIUM	1D98C	⚡	SIGNWRITING MOVEMENT-WALLPLANE CURVE HALF-CIRCLE SMALL
1D967	⚡	SIGNWRITING MOVEMENT-FLOORPLANE SINGLE STRAIGHT LARGE	1D98D	⚡	SIGNWRITING MOVEMENT-WALLPLANE CURVE HALF-CIRCLE MEDIUM
1D968	⚡	SIGNWRITING MOVEMENT-FLOORPLANE SINGLE STRAIGHT LARGEST	1D98E	⚡	SIGNWRITING MOVEMENT-WALLPLANE CURVE HALF-CIRCLE LARGE
1D969	⚡	SIGNWRITING MOVEMENT-FLOORPLANE SINGLE WRIST FLEX	1D98F	⚡	SIGNWRITING MOVEMENT-WALLPLANE CURVE HALF-CIRCLE LARGEST
1D96A	⚡	SIGNWRITING MOVEMENT-FLOORPLANE DOUBLE STRAIGHT	1D990	⚡	SIGNWRITING MOVEMENT-WALLPLANE CURVE THREE-QUARTER CIRCLE SMALL
1D96B	⚡	SIGNWRITING MOVEMENT-FLOORPLANE DOUBLE WRIST FLEX	1D991	⚡	SIGNWRITING MOVEMENT-WALLPLANE CURVE THREE-QUARTER CIRCLE MEDIUM
1D96C	⚡	SIGNWRITING MOVEMENT-FLOORPLANE DOUBLE ALTERNATING	1D992	⚡	SIGNWRITING MOVEMENT-WALLPLANE HUMP SMALL
1D96D	⚡	SIGNWRITING MOVEMENT-FLOORPLANE DOUBLE ALTERNATING WRIST FLEX	1D993	⚡	SIGNWRITING MOVEMENT-WALLPLANE HUMP MEDIUM
1D96E	⚡	SIGNWRITING MOVEMENT-FLOORPLANE CROSS	1D994	⚡	SIGNWRITING MOVEMENT-WALLPLANE HUMP LARGE
1D96F	⚡	SIGNWRITING MOVEMENT-FLOORPLANE TRIPLE STRAIGHT MOVEMENT	1D995	⚡	SIGNWRITING MOVEMENT-WALLPLANE LOOP SMALL
1D970	⚡	SIGNWRITING MOVEMENT-FLOORPLANE TRIPLE WRIST FLEX	1D996	⚡	SIGNWRITING MOVEMENT-WALLPLANE LOOP MEDIUM
1D971	⚡	SIGNWRITING MOVEMENT-FLOORPLANE TRIPLE ALTERNATING MOVEMENT	1D997	⚡	SIGNWRITING MOVEMENT-WALLPLANE LOOP LARGE
1D972	⚡	SIGNWRITING MOVEMENT-FLOORPLANE TRIPLE ALTERNATING WRIST FLEX	1D998	⚡	SIGNWRITING MOVEMENT-WALLPLANE LOOP SMALL DOUBLE
1D973	⚡	SIGNWRITING MOVEMENT-FLOORPLANE BEND			

1D999	𐀀	SIGNWRITING MOVEMENT-WALLPLANE WAVE CURVE DOUBLE SMALL	1D9BE	𐀁	SIGNWRITING MOVEMENT-FLOORPLANE LOOP HITTING CEILING LARGE SINGLE
1D99A	𐀁	SIGNWRITING MOVEMENT-WALLPLANE WAVE CURVE DOUBLE MEDIUM	1D9BF	𐀂	SIGNWRITING MOVEMENT-FLOORPLANE LOOP HITTING CEILING SMALL DOUBLE
1D99B	𐀂	SIGNWRITING MOVEMENT-WALLPLANE WAVE CURVE DOUBLE LARGE	1D9C0	𐀃	SIGNWRITING MOVEMENT-FLOORPLANE LOOP HITTING CEILING LARGE DOUBLE
1D99C	𐀃	SIGNWRITING MOVEMENT-WALLPLANE WAVE CURVE TRIPLE SMALL	1D9C1	𐀄	SIGNWRITING MOVEMENT-FLOORPLANE WAVE HITTING CEILING SMALL
1D99D	𐀄	SIGNWRITING MOVEMENT-WALLPLANE WAVE CURVE TRIPLE MEDIUM	1D9C2	𐀅	SIGNWRITING MOVEMENT-FLOORPLANE WAVE HITTING CEILING LARGE
1D99E	𐀅	SIGNWRITING MOVEMENT-WALLPLANE WAVE CURVE TRIPLE LARGE	1D9C3	𐀆	SIGNWRITING ROTATION-FLOORPLANE SINGLE HITTING CEILING
1D99F	𐀆	SIGNWRITING MOVEMENT-WALLPLANE CURVE THEN STRAIGHT	1D9C4	𐀇	SIGNWRITING ROTATION-FLOORPLANE DOUBLE HITTING CEILING
1D9A0	𐀇	SIGNWRITING MOVEMENT-WALLPLANE CURVED CROSS SMALL	1D9C5	𐀈	SIGNWRITING ROTATION-FLOORPLANE ALTERNATING HITTING CEILING
1D9A1	𐀈	SIGNWRITING MOVEMENT-WALLPLANE CURVED CROSS MEDIUM	1D9C6	𐀉	SIGNWRITING MOVEMENT-FLOORPLANE CURVE HITTING FLOOR SMALL
1D9A2	𐀉	SIGNWRITING ROTATION-WALLPLANE SINGLE	1D9C7	𐀊	SIGNWRITING MOVEMENT-FLOORPLANE CURVE HITTING FLOOR LARGE
1D9A3	𐀊	SIGNWRITING ROTATION-WALLPLANE DOUBLE	1D9C8	𐀋	SIGNWRITING MOVEMENT-FLOORPLANE HUMP HITTING FLOOR SMALL DOUBLE
1D9A4	𐀋	SIGNWRITING ROTATION-WALLPLANE ALTERNATE	1D9C9	𐀌	SIGNWRITING MOVEMENT-FLOORPLANE HUMP HITTING FLOOR LARGE DOUBLE
1D9A5	𐀌	SIGNWRITING MOVEMENT-WALLPLANE SHAKING	1D9CA	𐀍	SIGNWRITING MOVEMENT-FLOORPLANE HUMP HITTING FLOOR TRIPLE SMALL TRIPLE
1D9A6	𐀍	SIGNWRITING MOVEMENT-WALLPLANE CURVE HITTING FRONT WALL	1D9CB	𐀎	SIGNWRITING MOVEMENT-FLOORPLANE HUMP HITTING FLOOR TRIPLE LARGE TRIPLE
1D9A7	𐀎	SIGNWRITING MOVEMENT-WALLPLANE HUMP HITTING FRONT WALL	1D9CC	𐀏	SIGNWRITING MOVEMENT-FLOORPLANE LOOP HITTING FLOOR SMALL SINGLE
1D9A8	𐀏	SIGNWRITING MOVEMENT-WALLPLANE LOOP HITTING FRONT WALL	1D9CD	𐀐	SIGNWRITING MOVEMENT-FLOORPLANE LOOP HITTING FLOOR LARGE SINGLE
1D9A9	𐀐	SIGNWRITING MOVEMENT-WALLPLANE WAVE HITTING FRONT WALL	1D9CE	𐀑	SIGNWRITING MOVEMENT-FLOORPLANE LOOP HITTING FLOOR SMALL DOUBLE
1D9AA	𐀑	SIGNWRITING ROTATION-WALLPLANE SINGLE HITTING FRONT WALL	1D9CF	𐀒	SIGNWRITING MOVEMENT-FLOORPLANE LOOP HITTING FLOOR LARGE DOUBLE
1D9AB	𐀒	SIGNWRITING ROTATION-WALLPLANE DOUBLE HITTING FRONT WALL	1D9D0	𐀓	SIGNWRITING MOVEMENT-FLOORPLANE WAVE HITTING FLOOR SMALL
1D9AC	𐀓	SIGNWRITING ROTATION-WALLPLANE ALTERNATING HITTING FRONT WALL	1D9D1	𐀔	SIGNWRITING MOVEMENT-FLOORPLANE WAVE HITTING FLOOR LARGE
1D9AD	𐀔	SIGNWRITING MOVEMENT-WALLPLANE CURVE HITTING CHEST	1D9D2	𐀕	SIGNWRITING ROTATION-FLOORPLANE SINGLE HITTING FLOOR
1D9AE	𐀕	SIGNWRITING MOVEMENT-WALLPLANE HUMP HITTING CHEST	1D9D3	𐀖	SIGNWRITING ROTATION-FLOORPLANE DOUBLE HITTING FLOOR
1D9AF	𐀖	SIGNWRITING MOVEMENT-WALLPLANE LOOP HITTING CHEST	1D9D4	𐀗	SIGNWRITING ROTATION-FLOORPLANE ALTERNATING HITTING FLOOR
1D9B0	𐀗	SIGNWRITING MOVEMENT-WALLPLANE WAVE HITTING CHEST	1D9D5	𐀘	SIGNWRITING MOVEMENT-FLOORPLANE CURVE SMALL
1D9B1	𐀘	SIGNWRITING ROTATION-WALLPLANE SINGLE HITTING CHEST	1D9D6	𐀙	SIGNWRITING MOVEMENT-FLOORPLANE CURVE MEDIUM
1D9B2	𐀙	SIGNWRITING ROTATION-WALLPLANE DOUBLE HITTING CHEST	1D9D7	𐀚	SIGNWRITING MOVEMENT-FLOORPLANE CURVE LARGE
1D9B3	𐀚	SIGNWRITING ROTATION-WALLPLANE ALTERNATING HITTING CHEST	1D9D8	𐀛	SIGNWRITING MOVEMENT-FLOORPLANE CURVE LARGEST
1D9B4	𐀛	SIGNWRITING MOVEMENT-WALLPLANE WAVE DIAGONAL PATH SMALL	1D9D9	𐀜	SIGNWRITING MOVEMENT-FLOORPLANE CURVE COMBINED
1D9B5	𐀜	SIGNWRITING MOVEMENT-WALLPLANE WAVE DIAGONAL PATH MEDIUM	1D9DA	𐀝	SIGNWRITING MOVEMENT-FLOORPLANE HUMP SMALL
1D9B6	𐀝	SIGNWRITING MOVEMENT-WALLPLANE WAVE DIAGONAL PATH LARGE	1D9DB	𐀞	SIGNWRITING MOVEMENT-FLOORPLANE LOOP SMALL
1D9B7	𐀞	SIGNWRITING MOVEMENT-FLOORPLANE CURVE HITTING CEILING SMALL	1D9DC	𐀟	SIGNWRITING MOVEMENT-FLOORPLANE WAVE SNAKE
1D9B8	𐀟	SIGNWRITING MOVEMENT-FLOORPLANE CURVE HITTING CEILING LARGE	1D9DD	𐀠	SIGNWRITING MOVEMENT-FLOORPLANE WAVE SMALL
1D9B9	𐀠	SIGNWRITING MOVEMENT-FLOORPLANE HUMP HITTING CEILING SMALL DOUBLE	1D9DE	𐀡	SIGNWRITING MOVEMENT-FLOORPLANE WAVE LARGE
1D9BA	𐀡	SIGNWRITING MOVEMENT-FLOORPLANE HUMP HITTING CEILING LARGE DOUBLE	1D9DF	𐀢	SIGNWRITING ROTATION-FLOORPLANE SINGLE
1D9BB	𐀢	SIGNWRITING MOVEMENT-FLOORPLANE HUMP HITTING CEILING SMALL TRIPLE	1D9E0	𐀣	SIGNWRITING ROTATION-FLOORPLANE DOUBLE
1D9BC	𐀣	SIGNWRITING MOVEMENT-FLOORPLANE HUMP HITTING CEILING LARGE TRIPLE	1D9E1	𐀤	SIGNWRITING ROTATION-FLOORPLANE ALTERNATING
1D9BD	𐀤	SIGNWRITING MOVEMENT-FLOORPLANE LOOP HITTING CEILING SMALL SINGLE	1D9E2	𐀥	SIGNWRITING MOVEMENT-FLOORPLANE SHAKING PARALLEL

1D9E3	☉	SIGNWRITING MOVEMENT-WALLPLANE ARM CIRCLE SMALL SINGLE	1DA0C	☹	SIGNWRITING EYEBROWS STRAIGHT DOWN
1D9E4	☉	SIGNWRITING MOVEMENT-WALLPLANE ARM CIRCLE MEDIUM SINGLE	1DA0D	☹	SIGNWRITING DREAMY EYEBROWS NEUTRAL DOWN
1D9E5	☉	SIGNWRITING MOVEMENT-WALLPLANE ARM CIRCLE SMALL DOUBLE	1DA0E	☹	SIGNWRITING DREAMY EYEBROWS DOWN NEUTRAL
1D9E6	☉	SIGNWRITING MOVEMENT-WALLPLANE ARM CIRCLE MEDIUM DOUBLE	1DA0F	☹	SIGNWRITING DREAMY EYEBROWS UP NEUTRAL
1D9E7	☉	SIGNWRITING MOVEMENT-FLOORPLANE ARM CIRCLE HITTING WALL SMALL SINGLE	1DA10	☹	SIGNWRITING DREAMY EYEBROWS NEUTRAL UP
1D9E8	☉	SIGNWRITING MOVEMENT-FLOORPLANE ARM CIRCLE HITTING WALL MEDIUM SINGLE	1DA11	☹	SIGNWRITING FOREHEAD NEUTRAL
1D9E9	☉	SIGNWRITING MOVEMENT-FLOORPLANE ARM CIRCLE HITTING WALL LARGE SINGLE	1DA12	☹	SIGNWRITING FOREHEAD CONTACT
1D9EA	☉	SIGNWRITING MOVEMENT-FLOORPLANE ARM CIRCLE HITTING WALL SMALL DOUBLE	1DA13	☹	SIGNWRITING FOREHEAD WRINKLED
1D9EB	☉	SIGNWRITING MOVEMENT-FLOORPLANE ARM CIRCLE HITTING WALL MEDIUM DOUBLE	1DA14	☹	SIGNWRITING EYES OPEN
1D9EC	☉	SIGNWRITING MOVEMENT-FLOORPLANE ARM CIRCLE HITTING WALL LARGE DOUBLE	1DA15	☹	SIGNWRITING EYES SQUEEZED
1D9ED	☉	SIGNWRITING MOVEMENT-WALLPLANE WRIST CIRCLE FRONT SINGLE	1DA16	☹	SIGNWRITING EYES CLOSED
1D9EE	☉	SIGNWRITING MOVEMENT-WALLPLANE WRIST CIRCLE FRONT DOUBLE	1DA17	☹	SIGNWRITING EYE BLINK SINGLE
1D9EF	☉	SIGNWRITING MOVEMENT-FLOORPLANE WRIST CIRCLE HITTING WALL SINGLE	1DA18	☹	SIGNWRITING EYE BLINK MULTIPLE
1D9F0	☉	SIGNWRITING MOVEMENT-FLOORPLANE WRIST CIRCLE HITTING WALL DOUBLE	1DA19	☹	SIGNWRITING EYES HALF OPEN
1D9F1	☉	SIGNWRITING MOVEMENT-WALLPLANE FINGER CIRCLES SINGLE	1DA1A	☹	SIGNWRITING EYES WIDE OPEN
1D9F2	☉	SIGNWRITING MOVEMENT-WALLPLANE FINGER CIRCLES DOUBLE	1DA1B	☹	SIGNWRITING EYES HALF CLOSED
1D9F3	☉	SIGNWRITING MOVEMENT-FLOORPLANE FINGER CIRCLES HITTING WALL SINGLE	1DA1C	☹	SIGNWRITING EYES WIDENING MOVEMENT
1D9F4	☉	SIGNWRITING MOVEMENT-FLOORPLANE FINGER CIRCLES HITTING WALL DOUBLE	1DA1D	☹	SIGNWRITING EYE WINK • squeezed eye blink

Dynamics indicators

1D9F5	^	SIGNWRITING DYNAMIC ARROWHEAD SMALL	1DA1E	☹	SIGNWRITING EYELASHES UP
1D9F6	^	SIGNWRITING DYNAMIC ARROWHEAD LARGE	1DA1F	☹	SIGNWRITING EYELASHES DOWN
1D9F7	^	SIGNWRITING DYNAMIC FAST	1DA20	☹	SIGNWRITING EYELASHES FLUTTERING
1D9F8	~	SIGNWRITING DYNAMIC SLOW	1DA21	☹	SIGNWRITING EYEGAZE-WALLPLANE STRAIGHT
1D9F9	~	SIGNWRITING DYNAMIC TENSE	1DA22	☹	SIGNWRITING EYEGAZE-WALLPLANE STRAIGHT DOUBLE
1D9FA	~	SIGNWRITING DYNAMIC RELAXED	1DA23	☹	SIGNWRITING EYEGAZE-WALLPLANE STRAIGHT ALTERNATING
1D9FB	~	SIGNWRITING DYNAMIC SIMULTANEOUS	1DA24	☹	SIGNWRITING EYEGAZE-FLOORPLANE STRAIGHT
1D9FC	~	SIGNWRITING DYNAMIC SIMULTANEOUS ALTERNATING	1DA25	☹	SIGNWRITING EYEGAZE-FLOORPLANE STRAIGHT DOUBLE
1D9FD	~	SIGNWRITING DYNAMIC EVERY OTHER TIME	1DA26	☹	SIGNWRITING EYEGAZE-FLOORPLANE STRAIGHT ALTERNATING
1D9FE	○	SIGNWRITING DYNAMIC GRADUAL	1DA27	☹	SIGNWRITING EYEGAZE-WALLPLANE CURVED
			1DA28	☹	SIGNWRITING EYEGAZE-FLOORPLANE CURVED
			1DA29	☹	SIGNWRITING EYEGAZE-WALLPLANE CIRCLING

Headshapes

1D9FF	○	SIGNWRITING HEAD	1DA2A	☹	SIGNWRITING CHEEKS PUFFED
1DA00	○	SIGNWRITING HEAD RIM	1DA2B	☹	SIGNWRITING CHEEKS NEUTRAL
1DA01	○	SIGNWRITING HEAD MOVEMENT-WALLPLANE STRAIGHT	1DA2C	☹	SIGNWRITING CHEEKS SUCKED
1DA02	○	SIGNWRITING HEAD MOVEMENT-WALLPLANE TILT	1DA2D	☹	SIGNWRITING TENSE CHEEKS HIGH
1DA03	○	SIGNWRITING HEAD MOVEMENT-FLOORPLANE STRAIGHT	1DA2E	☹	SIGNWRITING TENSE CHEEKS MIDDLE
1DA04	○	SIGNWRITING HEAD MOVEMENT-WALLPLANE CURVE	1DA2F	☹	SIGNWRITING TENSE CHEEKS LOW
1DA05	○	SIGNWRITING HEAD MOVEMENT-FLOORPLANE CURVE	1DA30	☹	SIGNWRITING EARS
1DA06	○	SIGNWRITING HEAD MOVEMENT CIRCLE	1DA31	☹	SIGNWRITING NOSE NEUTRAL
1DA07	☹	SIGNWRITING FACE DIRECTION POSITION NOSE FORWARD TILTING	1DA32	☹	SIGNWRITING NOSE CONTACT
1DA08	☹	SIGNWRITING FACE DIRECTION POSITION NOSE UP OR DOWN	1DA33	☹	SIGNWRITING NOSE WRINKLES
1DA09	☹	SIGNWRITING FACE DIRECTION POSITION NOSE UP OR DOWN TILTING	1DA34	☹	SIGNWRITING NOSE WIGGLES
1DA0A	☹	SIGNWRITING EYEBROWS STRAIGHT UP	1DA35	☹	SIGNWRITING AIR BLOWING OUT
1DA0B	☹	SIGNWRITING EYEBROWS STRAIGHT NEUTRAL	1DA36	☹	SIGNWRITING AIR SUCKING IN
			1DA37	☹	SIGNWRITING AIR BLOW SMALL ROTATIONS
			1DA38	☹	SIGNWRITING AIR SUCK SMALL ROTATIONS
			1DA39	☹	SIGNWRITING BREATH INHALE
			1DA3A	☹	SIGNWRITING BREATH EXHALE
			1DA3B	☹	SIGNWRITING MOUTH CLOSED NEUTRAL
			1DA3C	☹	SIGNWRITING MOUTH CLOSED FORWARD
			1DA3D	☹	SIGNWRITING MOUTH CLOSED CONTACT
			1DA3E	☹	SIGNWRITING MOUTH SMILE
			1DA3F	☹	SIGNWRITING MOUTH SMILE WRINKLED
			1DA40	☹	SIGNWRITING MOUTH SMILE OPEN
			1DA41	☹	SIGNWRITING MOUTH FROWN
			1DA42	☹	SIGNWRITING MOUTH FROWN WRINKLED
			1DA43	☹	SIGNWRITING MOUTH FROWN OPEN
			1DA44	☹	SIGNWRITING MOUTH OPEN CIRCLE

1DA45	☉	SIGNWRITING MOUTH OPEN FORWARD
1DA46	☉	SIGNWRITING MOUTH OPEN WRINKLED
1DA47	☉	SIGNWRITING MOUTH OPEN OVAL
1DA48	☉	SIGNWRITING MOUTH OPEN OVAL WRINKLED
1DA49	☉	SIGNWRITING MOUTH OPEN OVAL YAWN
1DA4A	☉	SIGNWRITING MOUTH OPEN RECTANGLE
1DA4B	☉	SIGNWRITING MOUTH OPEN RECTANGLE WRINKLED
1DA4C	☉	SIGNWRITING MOUTH OPEN RECTANGLE YAWN
1DA4D	☉	SIGNWRITING MOUTH KISS
1DA4E	☉	SIGNWRITING MOUTH KISS FORWARD
1DA4F	☉	SIGNWRITING MOUTH KISS WRINKLED
1DA50	☉	SIGNWRITING MOUTH TENSE
1DA51	☉	SIGNWRITING MOUTH TENSE FORWARD
1DA52	☉	SIGNWRITING MOUTH TENSE SUCKED
1DA53	☉	SIGNWRITING LIPS PRESSED TOGETHER
1DA54	☉	SIGNWRITING LIP LOWER OVER UPPER
1DA55	☉	SIGNWRITING LIP UPPER OVER LOWER
1DA56	☉	SIGNWRITING MOUTH CORNERS
1DA57	☉	SIGNWRITING MOUTH WRINKLES SINGLE
1DA58	☉	SIGNWRITING MOUTH WRINKLES DOUBLE
1DA59	☉	SIGNWRITING TONGUE STICKING OUT FAR
1DA5A	☉	SIGNWRITING TONGUE LICKING LIPS
1DA5B	☉	SIGNWRITING TONGUE TIP BETWEEN LIPS
1DA5C	☉	SIGNWRITING TONGUE TIP TOUCHING INSIDE MOUTH
1DA5D	☉	SIGNWRITING TONGUE INSIDE MOUTH RELAXED
1DA5E	☉	SIGNWRITING TONGUE MOVES AGAINST CHEEK
1DA5F	☉	SIGNWRITING TONGUE CENTRE STICKING OUT
1DA60	☉	SIGNWRITING TONGUE CENTRE INSIDE MOUTH
1DA61	☉	SIGNWRITING TEETH
1DA62	☉	SIGNWRITING TEETH MOVEMENT
1DA63	☉	SIGNWRITING TEETH ON TONGUE
1DA64	☉	SIGNWRITING TEETH ON TONGUE MOVEMENT
1DA65	☉	SIGNWRITING TEETH ON LIPS
1DA66	☉	SIGNWRITING TEETH ON LIPS MOVEMENT
1DA67	☉	SIGNWRITING TEETH BITE LIPS
1DA68	☉	SIGNWRITING MOVEMENT-WALLPLANE JAW
1DA69	☉	SIGNWRITING MOVEMENT-FLOORPLANE JAW
1DA6A	☉	SIGNWRITING NECK
1DA6B	☉	SIGNWRITING HAIR
1DA6C	☉	SIGNWRITING EXCITEMENT

Body shapes


1DA6D	—	SIGNWRITING SHOULDER HIP SPINE
1DA6E	└	SIGNWRITING SHOULDER HIP POSITIONS
1DA6F	—	SIGNWRITING WALLPLANE SHOULDER HIP MOVE
1DA70	—	SIGNWRITING FLOORPLANE SHOULDER HIP MOVE
1DA71	—	SIGNWRITING SHOULDER TILTING FROM WAIST
1DA72	⊥	SIGNWRITING TORSO-WALLPLANE STRAIGHT STRETCH
1DA73	⤴	SIGNWRITING TORSO-WALLPLANE CURVED BEND
1DA74	⊥	SIGNWRITING TORSO-FLOORPLANE TWISTING
1DA75	○	SIGNWRITING UPPER BODY TILTING FROM HIP JOINTS
1DA76	×	SIGNWRITING LIMB COMBINATION
1DA77		SIGNWRITING LIMB LENGTH-1
1DA78		SIGNWRITING LIMB LENGTH-2
1DA79		SIGNWRITING LIMB LENGTH-3
1DA7A		SIGNWRITING LIMB LENGTH-4
1DA7B		SIGNWRITING LIMB LENGTH-5
1DA7C		SIGNWRITING LIMB LENGTH-6

1DA7D		SIGNWRITING LIMB LENGTH-7
1DA7E		SIGNWRITING FINGER






Location bases

1DA7F	☉	SIGNWRITING LOCATION-WALLPLANE SPACE
1DA80	☉	SIGNWRITING LOCATION-FLOORPLANE SPACE
1DA81	☉	SIGNWRITING LOCATION HEIGHT
1DA82	☉	SIGNWRITING LOCATION WIDTH
1DA83	☉	SIGNWRITING LOCATION DEPTH
1DA84	☉	SIGNWRITING LOCATION HEAD NECK
1DA85	☉	SIGNWRITING LOCATION TORSO
1DA86	☉	SIGNWRITING LOCATION LIMBS DIGITS
















Punctuation

1DA87	—	SIGNWRITING COMMA
1DA88	—	SIGNWRITING FULL STOP
1DA89	—	SIGNWRITING SEMICOLON
1DA8A	—	SIGNWRITING COLON
1DA8B	—	SIGNWRITING PARENTHESIS
	•	is a closing parenthesis when used with 1DAA5  signwriting rotation modifier-5

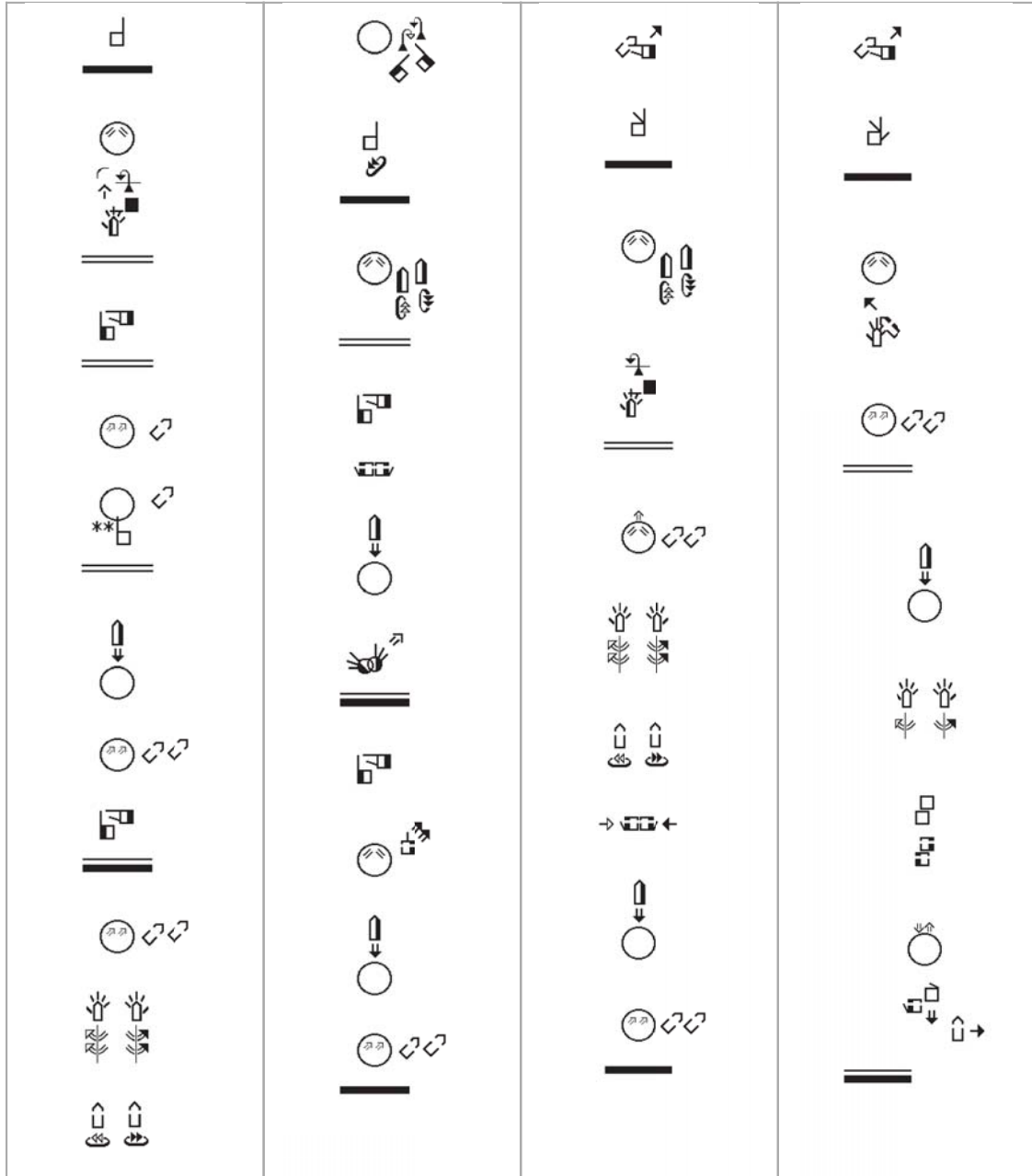
Fill modifiers

1DA9B		SIGNWRITING FILL MODIFIER-2
1DA9C		SIGNWRITING FILL MODIFIER-3
1DA9D		SIGNWRITING FILL MODIFIER-4
1DA9E		SIGNWRITING FILL MODIFIER-5
1DA9F		SIGNWRITING FILL MODIFIER-6

Rotation modifiers


1DAA1		SIGNWRITING ROTATION MODIFIER-2
1DAA2		SIGNWRITING ROTATION MODIFIER-3
1DAA3		SIGNWRITING ROTATION MODIFIER-4
1DAA4		SIGNWRITING ROTATION MODIFIER-5
1DAA5		SIGNWRITING ROTATION MODIFIER-6
1DAA6		SIGNWRITING ROTATION MODIFIER-7
1DAA7		SIGNWRITING ROTATION MODIFIER-8
1DAA8		SIGNWRITING ROTATION MODIFIER-9
1DAA9		SIGNWRITING ROTATION MODIFIER-10
1DAAA		SIGNWRITING ROTATION MODIFIER-11
1DAAB		SIGNWRITING ROTATION MODIFIER-12
1DAAC		SIGNWRITING ROTATION MODIFIER-13
1DAAD		SIGNWRITING ROTATION MODIFIER-14
1DAAE		SIGNWRITING ROTATION MODIFIER-15
1DAAF		SIGNWRITING ROTATION MODIFIER-16

15. Additional figures.



1 In the beginning the Word already existed. The Word was with God, and the Word was God. 2 He existed in the beginning with God. 3 God created everything through him, and nothing was created except through him. NLT 2

Figure 6. The beginning of the Gospel of John in American Sign Language, written in SignWriting.



Learn To Read American Sign Language

Video is Receptive

The pictures below are from the video. Darline is a left-handed signer. She is facing you, telling you the story.

SignWriting is Expressive

The exact same signs are written below in SignWriting. The signs are written from your point of view. Now YOU are telling the story, as a right-handed signer.



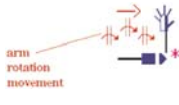


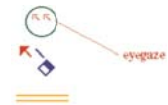

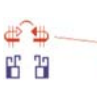





























<p>1 what?</p> 	 <p>arrow means head moves forward</p>	 <p>arm rotation movement</p>	 <p>6 somewhere wandering</p>	 <p>12 there (index)</p>	 <p>eyegaze</p>
<p>2 quote</p> 	 <p>arm rotation movement</p>	 <p>surprise facial expression</p>	 <p>7 deep forest</p>	 <p>13 papa</p>	 <p>touch forehead twice</p>
<p>3 three</p> 	 <p>pause</p>	 <p>asterisk means touch</p>	 <p>8 somewhere wandering oh! look! there (index)</p>	 <p>14 bear</p>	 <p>eyebrows up</p>
<p>4 bears</p> 	 <p>fingers bend twice</p>	 <p>tense mouth</p>	 <p>9 house</p>	 <p>15 open newspaper</p>	 <p>eyegaze down diagonal</p>
<p>5 Goldilocks</p> 	 <p>end of sentence</p>	 <p>tension symbol marks classifier</p>	 <p>10 sitting on a hill</p>	 <p>16 read</p>	 <p>movement down twice "down-down"</p>
		 <p>eyes closed</p>	 <p>11 enter</p>	 <p>17 newspaper</p>	 <p>straight fingers close twice "close-close"</p>
			 <p>18 open newspaper</p>		 <p>curved movement</p>

Figure 7. Above, a paragraph from the Goldilocks story written in American Sign Language; below, the beginning of the Goldilocks story is taught to beginning readers using a combination of 1) the English gloss for the meaning of each sign, 2) photos from the ASL video, 3) the SignWriting of each sign on the video, and 4) an explanation in English teaching the SignWriting symbols to students.

A. Administrative

1. Title

Proposal for encoding Sutton SignWriting in the UCS

2. Requester's name

Michael Everson, Martin Hosken, Stephen Slevinski, and Valerie Sutton

3. Requester type (Member body/Liaison/Individual contribution)

Individual contribution.

4. Submission date

2012-10-14

5. Requester's reference (if applicable)

6. Choose one of the following:

6a. This is a complete proposal

No.

6b. More information will be provided later

Yes.

B. Technical – General

1. Choose one of the following:

1a. This proposal is for a new script (set of characters)

Yes.

1b. Proposed name of script

SignWriting.

1c. The proposal is for addition of character(s) to an existing block

No.

1d. Name of the existing block

2. Number of characters in proposal

672.

3. Proposed category (A-Contemporary; B.1-Specialized (small collection); B.2-Specialized (large collection); C-Major extinct; D-Attested extinct; E-Minor extinct; F-Archaic Hieroglyphic or Ideographic; G-Obscure or questionable usage symbols)

Category A.

4a. Is a repertoire including character names provided?

Yes.

4b. If YES, are the names in accordance with the “character naming guidelines” in Annex L of P&P document?

Yes.

4c. Are the character shapes attached in a legible form suitable for review?

Yes.

5a. Who will provide the appropriate computerized font to the Project Editor of 10646 for publishing the standard?

Michael Everson, Martin Hosken, Stephen Slevinski, Adam Frost.

5b. Identify the party granting a license for use of the font by the editors (include address, e-mail, ftp-site, etc.).

Michael Everson, FontLab.

6a. Are references (to other character sets, dictionaries, descriptive texts etc.) provided?

Yes.

6b. Are published examples of use (such as samples from newspapers, magazines, or other sources) of proposed characters attached?

Yes.

7. Does the proposal address other aspects of character data processing (if applicable) such as input, presentation, sorting, searching, indexing, transliteration etc. (if yes please enclose information)?

Yes.

8. Submitters are invited to provide any additional information about Properties of the proposed Character(s) or Script that will assist in correct understanding of and correct linguistic processing of the proposed character(s) or script. Examples of such properties are: Casing information, Numeric information, Currency information, Display behaviour information such as line breaks, widths etc., Combining behaviour, Spacing behaviour, Directional behaviour, Default Collation behaviour, relevance in Mark Up contexts, Compatibility equivalence and other Unicode normalization related information. See the Unicode standard at <http://www.unicode.org> for such information on other scripts. Also see UAX #44 <http://www.unicode.org/reports/tr44/> and associated Unicode Technical Reports for information needed for consideration by the Unicode Technical Committee for inclusion in the Unicode Standard.

See above.

C. Technical – Justification

1. Has this proposal for addition of character(s) been submitted before? If YES, explain.

No.

2a. Has contact been made to members of the user community (for example: National Body, user groups of the script or characters, other experts, etc.)?

Yes.

2b. If YES, with whom?

Valerie Sutton, Steve Slevinski, Albert Bickford, Stuart Thiessen.

2c. If YES, available relevant documents

3. Information on the user community for the proposed characters (for example: size, demographics, information technology use, or publishing use) is included? Reference:

See above.

4a. The context of use for the proposed characters (type of use; common or rare)

Common.

4b. Reference

5a. Are the proposed characters in current use by the user community?

Yes.

5b. If YES, where? Reference:

Schools and daily life.

6a. After giving due considerations to the principles in the P&P document must the proposed characters be entirely in the BMP?

No.

6b. If YES, is a rationale provided?

6c. If YES, reference

7. Should the proposed characters be kept together in a contiguous range (rather than being scattered)?

Yes.

8a. Can any of the proposed characters be considered a presentation form of an existing character or character sequence?

No.

8b. If YES, is a rationale for its inclusion provided?

8c. If YES, reference

9a. Can any of the proposed characters be encoded using a composed character sequence of either existing characters or other proposed characters?

No.

9b. If YES, is a rationale for its inclusion provided?

9c. If YES, reference

10a. Can any of the proposed character(s) be considered to be similar (in appearance or function) to an existing character?

No.

10b. If YES, is a rationale for its inclusion provided?

10c. If YES, reference

11a. Does the proposal include use of combining characters and/or use of composite sequences?

Yes.

11b. If YES, is a rationale for such use provided?

Yes.

11c. If YES, reference

See §4 above , and <http://www.evertype.com/standards/iso10646/pdf/signwritingsequences.txt>.

11d. Is a list of composite sequences and their corresponding glyph images (graphic symbols) provided?

No.

11e. If YES, reference

12a. Does the proposal contain characters with any special properties such as control function or similar semantics?

No.

12b. If YES, describe in detail (include attachment if necessary)

13a. Does the proposal contain any Ideographic compatibility character(s)?

No.

13b. If YES, is the equivalent corresponding unified ideographic character(s) identified? If YES, reference