

Proposal to Include IEC Power Symbols


Terence Eden^{*}

Joe Loughry[†]







Bruce Nordman[‡]





14th February 2014



Abstract


The international symbol IEC 60417-5009  meaning ‘power’ is not in Unicode. Clearly it would be useful to anyone writing technical or user manuals. Furthermore, for electronically published documentation, it is crucial for this and a few other symbols to be defined because it makes them searchable in plain text. In this proposal we provide TrueType and OpenType fonts named ‘UnicodeIECsymbols’ containing the glyphs as specified in three international standards together with the needed character properties for Unicode specification as well as evidence that these characters have been used in running text for thirty years.

1 Introduction

The , , , and  symbols are defined in IEC 60417 [6], which is also ISO 7000:2012 [7]. IEEE 1621-2004 defines  and refines the definition of , notably by saying:

IEC 60417 defines  for use with a power switch that does not do a total mains disconnect, and hence the device consumes standby power.  is generally used and understood to mean “power,” as on power buttons, indicators, and elsewhere. , therefore, means “power” with a nonzero power level in the *off* state. Electronic devices shall use  to be a synonym for “power” on power controls.

[4, §4.3, emphasis in original]. IEEE 1621-2004 standardises current practice for devices with regard to the  symbol and introduces  for sleep [10, 11].

These characters, particularly , are needed for technical writing and are not in Unicode. Adding these standardised symbols to Unicode will allow for their semantic identification and use. For the first time they would be searchable in plain text, something not possible with embedded graphics, which is the way the symbols have been displayed to date.

^{*}Electronic address: terence.eden@shkspr.mobi

[†]Corresponding author’s address (University of Oxford): joe.loughry@stx.ox.ac.uk

[‡]Lawrence Berkeley National Laboratory: BNordman@LBL.gov

2 Suitability for Inclusion

These symbols are characters according to the definition in the Glossary, and do not appear in the Archive of Notices of Non-Approval. As of this writing, they are not included in the Unicode Pipeline Table or BETA. These symbols are widely used on electronic equipment and thus their technical documentation (Figures 1–10). Semantically identifying the symbols allows for textual search and programmatic decision making, as well as reducing the use of binary images and single purpose symbol fonts in technical writing. It would benefit technical writers and readers if they were available in Unicode because it would make user manuals and other technical documentation searchable in plain text.

We provide along with our proposal TrueType and OpenType fonts, with no restrictions on their use.

3 Evidence of Use in Running Text

Figures 1–10 show evidence of the use of each of these symbols in running text during the past thirty years.

Press the standby switch (⏻) in the lower-left part of the front panel (now in the pressed down (⏻) position) to put it in the popped up (⏻) position.

Figure 1: Example of ⏻ usage in running text from 2011, in the installation guide for a network analyser. From [1, Chapter 2, p. 24].

Press the power (⏻) button on the front of the computer to turn it on. If your display must be turned on separately, turn it on by pressing its power button.

Figure 2: Example of ⏻ usage in running text from 2007, in the user’s guide for a computer. From [2, Chapter 1, p. 12].

2. Turn off the printer, and then unplug the power cord. Plug the power cord back in, and then press the ⏻ button to turn on the printer.
3. Take care not to press the ⏻ button too quickly. Press it only once. It might take a few minutes for the printer to turn on, so if you press the ⏻ button more than once, you might be turning off the printer.

Figure 3: Example of ⏻ usage in running text from 2009, in the setup guide for a printer. From [3, p. 2].

4 Character Properties

Suggested character properties for the proposed symbols are given in Tables 1–5 and here in Unicode Character Database (UCD) format. The names are

For text or graphic displays, *on* can be specified by the lack of power-state information (and presence of other information), the term “on” (or a clear synonym), or the on symbol—**⏻**; *sleep* states can be communicated by the term “sleep” or the sleep symbol—**🔌**; the *off* state can be communicated by the display being off, use of the term “off,” or the off symbol—**⏻**. Note that the off symbol should only be

Figure 4: Example of **⏻**, **🔌**, and **⏻** usage in running text from 2004, in a standards document. From [4, §4.5.2, p. 7].

⏻ Is the International symbol for On.

⏻ Is the International symbol for Off.

Figure 5: Example of **⏻** and **⏻** usage in running text from 1984, in the user manual for a computer. From [5, p. 1-11].



generally similar to the names in IEEE 1621-2004. None of the proposed names appear already in the Character Name Index.

```
23FB;POWER SYMBOL;So;0;ON;;;;;N;;;;;
23FC;POWER ON-OFF SYMBOL;So;0;ON;;;;;N;;;;;
23FD;POWER ON SYMBOL;So;0;ON;;;;;N;;;;;
1F32D;BLACK WANING CRESCENT MOON;So;0;ON;;;;;N;;;;;
```



Property	Suggested Value
Code point	23FB
Name	POWER SYMBOL
General Category	So
Canonical Combining Class	0
Bidirectional Class	ON
Decomposition Type/Decomposition Mapping	
Numeric Type	
Numeric Value	
Bidi Mirrored	N
Unicode 1 Name	
ISO Comment	
Simple Uppercase Mapping	
Simple Lowercase Mapping	
Simple Titlecase Mapping	

Table 1: Suggested character properties for **⏻**. This symbol is cross referenced to **⏻**.

Property	Suggested Value
Code point	2B58
Name	HEAVY CIRCLE
General Category	So
Canonical Combining Class	0
Bidirectional Class	ON
Decomposition Type/Decomposition Mapping	
Numeric Type	
Numeric Value	
Bidi Mirrored	N
Unicode 1 Name	
ISO Comment	
Simple Uppercase Mapping	
Simple Lowercase Mapping	
Simple Titlecase Mapping	

Table 2: Suggested character properties for . This symbol was unified in UTC #138 with the alias POWER OFF SYMBOL and cross referenced to .

Property	Suggested Value
Code point	1F32D
Name	BLACK WANING CRESCENT MOON
General Category	So
Canonical Combining Class	0
Bidirectional Class	ON
Decomposition Type/Decomposition Mapping	
Numeric Type	
Numeric Value	
Bidi Mirrored	N
Unicode 1 Name	
ISO Comment	
Simple Uppercase Mapping	
Simple Lowercase Mapping	
Simple Titlecase Mapping	

Table 3: Suggested character properties for . This symbol is cross referenced to  and has the alias POWER SLEEP SYMBOL.

Property	Suggested Value
Code point	23FD
Name	POWER ON SYMBOL
General Category	So
Canonical Combining Class	0
Bidirectional Class	ON
Decomposition Type/Decomposition Mapping	
Numeric Type	
Numeric Value	
Bidi Mirrored	N
Unicode 1 Name	
ISO Comment	
Simple Uppercase Mapping	
Simple Lowercase Mapping	
Simple Titlecase Mapping	

Table 4: Suggested character properties for **⌚**.

Property	Suggested Value
Code point	23FC
Name	POWER ON-OFF SYMBOL
General Category	So
Canonical Combining Class	0
Bidirectional Class	ON
Decomposition Type/Decomposition Mapping	
Numeric Type	
Numeric Value	
Bidi Mirrored	N
Unicode 1 Name	
ISO Comment	
Simple Uppercase Mapping	
Simple Lowercase Mapping	
Simple Titlecase Mapping	

Table 5: Suggested character properties for **⌚**.




Push  button in the ON position (pushed in) to power on the cable modem
 Push  button in the OFF position (pushed out) to power off the cable modem

Figure 6: Example of  usage in running text from 2010, in the installation guide for a cable modem. From [8, p. 7].










Hard-off switches — labeled with  or  — have the advantage of eliminating “standby power”.

Figure 7: Example of  and  used in running text, in a monograph from 2002. From [9, p. 4] (used by permission).

4.1 Collation Order






There is no required collation order, although there is an implied state transition ordering:

Power states shall be understood to have physical relationships to each other. Specifically, *on* is taken to be above *sleep*, and *sleep* above *off*.



[4, §4.4, emphasis in original]. We suggest , , , , . They exhibit no shaping behaviour and have no particular required sorting order (except see the quoted paragraph above). The characters are uncased. There is no special line-breaking behaviour required. These characters are not meant for use in identifiers, although they have been used for such.¹ They are stand-alone symbols. They are not white-space characters and have no numeric values. They are neither combining characters nor punctuation.

5 The *UnicodeIECsymbol* Font


The five symbols included in the *UnicodeIECsymbol* TrueType or OpenType font are shown in Table 6. Only these symbols exist in the font; if an undefined character, for example ‘A’ is called for in the font, the result is implementation-defined.²


In text with normal spacing, the  characters  look  like  this .

6 Anticipated Objections

It might be argued that the meaning of  is disputed between IEC 60417 and IEEE 1621-2004, *i.e.*, that IEC 60417 (as well as ISO 7000:2012) defined  to mean ‘stand-by’ and IEEE 1621-2004 changed it to mean ‘power’. We

¹This web site has a collection of more than thirty examples of IEC 60417-5009 used in logo design: (<http://www.logodesignlove.com/logos-using-the-standby-symbol>).

²In X_YTeX, for example, the result of ‘A’ in *UnicodeIECsymbol* is . In OpenOffice Writer, the result is the letter ‘A’ but in a san-serif typeface.

³The spacing around  in the font appears wider because the glyphs are fixed-width.

With clear and precise definitions for **⏻**, **⏻**, and **⏻**, a multitude of uses have been assigned to the **⏻** symbol

Figure 8: Example of **⏻**, **⏻**, **⏻**, and **⏻** usage in running text, in a monograph from 2002. From [9, p. 2] (used by permission).

not generally identified by a switch position. When *sleep* does need to be labeled, a crescent moon symbol — **☾** — should be used (though not yet

Figure 9: Example of **☾** used in running text, in a monograph from 2002. From [9, p. 2] (used by permission).

counter that the issue is irrelevant to the Unicode Consortium for two reasons: firstly, because the symbol itself is needed by writers, regardless of the fact that ‘stand-by’ has no consistent definition;⁴ and secondly, because IEEE 1621-2004 specifically codifies existing practice; the number of devices using **⏻** to mean ‘power’ dwarfs the number of devices that use it to mean ‘stand-by’. Furthermore,

No safety issue is introduced by the use of the symbol on a switch that causes the device to go to a *hard-off* state.

[4, §4.3, emphasis in original].

There are, of course, many characters in Unicode already resembling circles (**⦿**), or lines (**⏻**), or the crescent moon (**☾**). None of the existing characters, however, has anything semantically to do with the concepts of ‘power’, ‘switch’, ‘toggle’, or ‘interrupter’. There are several occurrences of the crescent moon, but none showing the **☾** phase; IEEE 1621-2004 intended the symbol to be different from other Unicode instances of a crescent moon. There are eleven occurrences of the word ‘power’ in Version 6.3.0 of the Unicode standard (Table 7) but none has anything to do with device control [12]. We caution against

⁴The term is routinely used to mean *off*, *sleep*, *on*, and other meanings that do not map to a consistent power state at all.

Character	Applicable Standard(s)	How to Type It	Unicode Name
⏻	IEC 60417-5009	<code>&#x23FB;</code>	POWER SYMBOL
⏻	IEC 60417-5010	<code>&#x23FC;</code>	POWER ON-OFF SYMBOL
⏻	IEC 60417-5007	<code>&#x23FD;</code>	POWER ON SYMBOL
⦿	IEC 60417-5008	<code>&#x2B58;</code>	HEAVY CIRCLE*
☾	IEEE 1621-2004	<code>&#x1F32D;</code>	BLACK WANING CRESCENT MOON†

* This character is aliased to POWER OFF SYMBOL.

† This character is aliased to POWER SLEEP SYMBOL.

Table 6: All of the available glyphs in the *UnicodeIECsymbol* font.

Position 0 : le distributeur est éteint.
 Position I : l'agitateur et le ventilateur sont
 en fonction.

Figure 10: Example of **○** and **⏏** used in running text from 2013, in the operator's manual for a coffee maker. From [13, p. 18].

unifying **⏏** with the ASCII vertical bar ‘|’ because of the high probability that both symbols will appear technical documents, inviting confusion. Likewise, we strongly recommend not unifying **○** with either capital ‘O’ or the numeral zero because of the probability of confusion in technical documents.

7 Drawing the Symbols

The proposed characters are not part of any script and the precise form of their drawing is not critical. As IEEE 1621-2004 says:

In accordance with IEC 80416-3, symbols can be filled, be rotated, have their lines thickened, or be used on digital displays, as long as an ordinary user can recognize the symbol correctly.

[4, §4.3]. There is no need to mirror any of the symbols for right-to-left scripts.

7.1 Severability

Of all the characters in Table 6, the most needed is **⏏**. We included the others in this proposal because they form a logical group. If, however, there is any objection to inclusion of **⏏**, **○**, **⦿**, or **◐**, the one we most need is **⏏**.

8 Sponsors

The address for correspondence is:

Joe Loughry
 6214 South Krameria Street
 Centennial, CO 80111-4243
 USA

Tel. +1 303 221 4380

Email: joe.loughry@stx.ox.ac.uk

The other sponsors' postal addresses are:

Terence Eden
 24 Thames View Road
 Oxford, OX4 4TG
 ENGLAND

Email: terence.eden@shkspr.mobi

Section	Code Point	Description
Telugu fractions and weights	0C78	TELUGU FRACTION DIGIT ZERO FOR ODD POWERS OF FOUR
	0C79	TELUGU FRACTION DIGIT ONE FOR ODD POWERS OF FOUR
	0C7A	TELUGU FRACTION DIGIT TWO FOR ODD POWERS OF FOUR
	0C7B	TELUGU FRACTION DIGIT THREE FOR ODD POWERS OF FOUR
	0C7C	TELUGU FRACTION DIGIT ONE FOR EVEN POWERS OF FOUR
	0C7D	TELUGU FRACTION DIGIT TWO FOR EVEN POWERS OF FOUR
	0C7E	TELUGU FRACTION DIGIT THREE FOR EVEN POWERS OF FOUR
Miscellaneous Symbols	26EE	GEAR WITH HANDLES (= power plant, power substation)
Kangxi Radicals	2F12	KANGXI RADICAL POWER
Yijing Hexagram Symbols	4DE1	HEXAGRAM FOR GREAT POWER
Mathematical Alphanumeric Symbols	1D4AB	MATHEMATICAL SCRIPT CAPITAL P (= power set)

Table 7: All occurrences of ‘power’ in the Unicode Standard, Version 6.3.0.

and

Bruce Nordman
 90-2000
 1 Cyclotron Road
 Lawrence Berkeley National Laboratory
 Berkeley, CA 94720-8130
 USA

Tel. 510-486-7089

Email: BNordman@LBL.gov

9 Summary and Conclusion

The Ⓟ , Ⓞ , Ⓝ , Ⓛ , and Ⓢ symbols are needed by technical writers to produce manuals in which these important symbols are searchable in plain text. Because they were invented by the standards body to be distinctive, new, and unambiguous, there is no confusion with existing scripts. They have been in use in running text for at least thirty years. The suggested character properties are straightforward. We provide along with this proposal TrueType and OpenType fonts called *UnicodeIECsymbol* containing the new symbols; the fonts are made available with no restrictions.

References

- [1] Agilent Technologies. *Agilent E5071C ENA Series RF Network Analyzers Installation Guide*, eighth edition, September 2011.
- [2] Apple, Inc. *Mac Pro User's Guide*, 2007.
- [3] Hewlett-Packard Development Company, L.P. *HP Photosmart D110 series*, 2009.
- [4] IEEE Standards Association. *IEEE Standard for User Interface Elements in Power Control of Electronic Devices Employed in Office/Consumer Environments*, 2004. IEEE Std 1621-2004.
- [5] International Business Machines Corporation. *IBM Personal Computer Hardware Reference Library: Guide to Operations*, revised edition, 1984.
- [6] International Electrotechnical Commission. *IEC 60417: Graphical symbols for use on equipment*, 2005.
- [7] International Organisation for Standardisation. *ISO 7000:2012, Graphical symbols for use on equipment—Registered symbols*, 2012.
- [8] Motorola, Inc. *Motorola SURFboard SB6121 DOCSIS 3.0 Cable Modem: Installation Guide*, 2010.
- [9] Bruce Nordman. Power switch labeling for medical and other devices. Technical report, Lawrence Berkeley National Laboratory, November 18, 2002.

- [10] Bruce Nordman. The power control user interface standard — final report. Technical Report LBNL-52526, California Energy Commission, Public Interest Energy Research Program, (<http://energy.lbl.gov/ea/controls/publications/pubsindex.html>), 2003.
- [11] Bruce Nordman, Alan Meier, and Don Aumann. Toward a standard user interface for power controls. In *Proceedings: 2002 Summer Study on Energy Efficiency in Buildings*. LBNL-49665, 2002.
- [12] The Unicode Consortium. The Unicode standard, version 6.3.0, 2013.
- [13] Ugolini S.p.A. *Delice 5L carnet d'instructions*, 2013.

**ISO/IEC JTC 1/SC 2/WG 2
PROPOSAL SUMMARY FORM TO ACCOMPANY SUBMISSIONS
FOR ADDITIONS TO THE REPERTOIRE OF ISO/IEC 10646¹.**

Please fill all the sections A, B and C below.

Please read Principles and Procedures Document (P & P) from <http://std.dkuug.dk/JTC1/SC2/WG2/docs/principles.html> for guidelines and details before filling this form.

Please ensure you are using the latest Form from <http://std.dkuug.dk/JTC1/SC2/WG2/docs/summaryform.html>.

See also <http://std.dkuug.dk/JTC1/SC2/WG2/docs/roadmaps.html> for latest Roadmaps.

A. Administrative

1. Title:	Proposal to Include IEC Power Symbols
2. Requester's name:	<i>Terence Eden, Joe Loughry, and Bruce Nordman</i>
3. Requester type (Member body/Liaison/Individual contribution):	<i>Individual contribution</i>
4. Submission date:	<i>01/19/14</i>
5. Requester's reference (if applicable):	
6. Choose one of the following:	
This is a complete proposal:	<input checked="" type="checkbox"/> Yes
(or) More information will be provided later:	<input type="checkbox"/>

B. Technical – General

1. Choose one of the following:	
a. This proposal is for a new script (set of characters):	<input type="checkbox"/>
Proposed name of script:	
b. The proposal is for addition of character(s) to an existing block:	<input checked="" type="checkbox"/> Yes
Name of the existing block:	<i>Miscellaneous Technical</i>
2. Number of characters in proposal:	<input type="text" value="5"/>
3. Proposed category (select one from below - see section 2.2 of P&P document):	
A-Contemporary <input checked="" type="checkbox"/> B.1-Specialized (small collection) <input type="checkbox"/> B.2-Specialized (large collection) <input type="checkbox"/>	
C-Major extinct <input type="checkbox"/> D-Attested extinct <input type="checkbox"/> E-Minor extinct <input type="checkbox"/>	
F-Archaic Hieroglyphic or Ideographic <input type="checkbox"/> G-Obscure or questionable usage symbols <input type="checkbox"/>	
4. Is a repertoire including character names provided?	<input checked="" type="checkbox"/> Yes
a. If YES, are the names in accordance with the "character naming guidelines" in Annex L of P&P document?	<input type="checkbox"/>
b. Are the character shapes attached in a legible form suitable for review?	<input checked="" type="checkbox"/> Yes
5. Fonts related:	
a. Who will provide the appropriate computerized font to the Project Editor of 10646 for publishing the standard?	<i>Joe Loughry</i>
b. Identify the party granting a license for use of the font by the editors (include address, e-mail, ftp-site, etc.):	<i>Joe Loughry (email: joe.loughry@stx.ox.ac.uk)</i>
6. References:	
a. Are references (to other character sets, dictionaries, descriptive texts etc.) provided?	<input checked="" type="checkbox"/> Yes
b. Are published examples of use (such as samples from newspapers, magazines, or other sources) of proposed characters attached?	<input checked="" type="checkbox"/> Yes
7. Special encoding issues:	
Does the proposal address other aspects of character data processing (if applicable) such as input, presentation, sorting, searching, indexing, transliteration etc. (if yes please enclose information)?	<input checked="" type="checkbox"/> Yes

8. Additional Information:

Submitters are invited to provide any additional information about Properties of the proposed Character(s) or Script that will assist in correct understanding of and correct linguistic processing of the proposed character(s) or script. Examples of such properties are: Casing information, Numeric information, Currency information, Display behaviour information such as line breaks, widths etc., Combining behaviour, Spacing behaviour, Directional behaviour, Default Collation behaviour, relevance in Mark Up contexts, Compatibility equivalence and other Unicode normalization related information. See the Unicode standard at <http://www.unicode.org> for such information on other scripts. Also see Unicode Character Database (<http://www.unicode.org/reports/tr44/>) and associated Unicode Technical Reports for information needed for consideration by the Unicode Technical Committee for inclusion in the Unicode Standard.

¹ Form number: N4102-F (Original 1994-10-14; Revised 1995-01, 1995-04, 1996-04, 1996-08, 1999-03, 2001-05, 2001-09, 2003-11, 2005-01, 2005-09, 2005-10, 2007-03, 2008-05, 2009-11, 2011-03, 2012-01)

C. Technical - Justification

1. Has this proposal for addition of character(s) been submitted before? If YES explain	<input type="text"/>	No
2. Has contact been made to members of the user community (for example: National Body, user groups of the script or characters, other experts, etc.)? If YES, with whom? If YES, available relevant documents:	<input type="text"/> <i>Bruce Nordman</i> <input type="text"/> <i>IEEE Std 1621-2004</i>	Yes
3. Information on the user community for the proposed characters (for example: size, demographics, information technology use, or publishing use) is included? Reference:	<input type="text"/> <i>Proposal document</i>	Yes
4. The context of use for the proposed characters (type of use; common or rare) Reference:	<input type="text"/> <i>Proposal document</i>	common
5. Are the proposed characters in current use by the user community? If YES, where? Reference:	<input type="text"/> <i>Worldwide; ISO 7000:2012, IEC 60417, IEEE Std 1621-2004</i>	Yes
6. After giving due considerations to the principles in the P&P document must the proposed characters be entirely in the BMP? If YES, is a rationale provided? If YES, reference:	<input type="text"/> <input type="text"/> <i>Proposal document</i>	Yes Yes
7. Should the proposed characters be kept together in a contiguous range (rather than being scattered)?	<input type="text"/>	Yes
8. Can any of the proposed characters be considered a presentation form of an existing character or character sequence? If YES, is a rationale for its inclusion provided? If YES, reference:	<input type="text"/> <input type="text"/> <input type="text"/>	No
9. Can any of the proposed characters be encoded using a composed character sequence of either existing characters or other proposed characters? If YES, is a rationale for its inclusion provided? If YES, reference:	<input type="text"/> <input type="text"/> <input type="text"/>	No
10. Can any of the proposed character(s) be considered to be similar (in appearance or function) to, or could be confused with, an existing character? If YES, is a rationale for its inclusion provided? If YES, reference:	<input type="text"/> <input type="text"/> <i>Proposal; or http://energy.lbl.gov/ea/controls/publications/P500-03-012F.pdf</i>	Yes Yes
11. Does the proposal include use of combining characters and/or use of composite sequences? If YES, is a rationale for such use provided? If YES, reference: Is a list of composite sequences and their corresponding glyph images (graphic symbols) provided? If YES, reference:	<input type="text"/> <input type="text"/> <input type="text"/> <input type="text"/> <input type="text"/>	No
12. Does the proposal contain characters with any special properties such as control function or similar semantics? If YES, describe in detail (include attachment if necessary)	<input type="text"/> <input type="text"/> <input type="text"/>	No
13. Does the proposal contain any Ideographic compatibility characters? If YES, are the equivalent corresponding unified ideographic characters identified? If YES, reference:	<input type="text"/> <input type="text"/> <input type="text"/>	No