



ISO/IEC JTC 1/SC 2
CODED CHARACTER SETS
SECRETARIAT: JAPAN (JISC)

- DOC TYPE:** Text for combined PDAM registration and consideration ballot or comment
- TITLE:** Combined PDAM registration and consideration ballot on WD for 10646-1/Amd. 28, Information technology - Universal Multiple-Octet Coded Character Set (UCS) - Part 1: Architecture and Basic Multilingual Plane -- AMENDMENT 28: Ideographic description characters
- SOURCE:** Project Editor
- PROJECT:** JTC 1.02.18.01.28
- STATUS:** In accordance with Resolution M08.14, f), adapted at the eighth plenary meeting of SC 2, this document is circulated to SC 2 for a combined three-month CD registration and consideration ballot. Please return all votes and comments in electronic form directly to the SC 2 Secretariat **by 1999-01-29.**
- ACTION ID:** LB
- DUE DATE:** 1999-01-29
- DISTRIBUTION:** P, O and L Members of ISO/IEC JTC 1/SC 2
WG Conveners and Secretariats
Secretariat, ISO/IEC JTC 1
ISO/IEC ITTF
- NO. OF PAGES:** Cover+6+LB
- ACCESS LEVEL:** Open
- WEB ISSUE #:** 032

G5 CD Cover Page

Committee Draft ISO/IEC 10646-1/PDAM 28	
Date: 1998-10-22	Reference number: ISO/JTC 1/SC 2 N 3186
Supersedes document SC YY N XXXX	

THIS DOCUMENT IS STILL UNDER STUDY AND SUBJECT TO CHANGE. IT SHOULD NOT BE USED FOR REFERENCE PURPOSES.

ISO/IEC JTC 1/SC 2 Coded Character Sets Secretariat: Japan (JISC)	Circulated to P- and O-members, and to technical committees and organizations in liaison for: - discussion at X comment by X voting by (P-members only) 1999-01-29 Please return all votes and comments in electronic form directly to the SC 2 Secretariat by the due date indicated.
--	--

ISO/IEC 10646-1/PDAM 28

Title: Information technology - Universal Multiple-Octet Coded Character Set (UCS) - Part 1: Architecture and Basic Multilingual Plane -- AMENDMENT 28: Ideographic description characters

Project: 1.02.18.01.28

Introductory note:

At its eighth plenary meeting held in Redmond, Washington, USA, 1998-03-24/25, SC 2 resolved to develop this project (Resolution M08.13). JTC 1's endorsement has been obtained as shown in JTC 1 N 5481. In accordance with Resolution M08.14, f), this document is circulated to the SC 2 members for a combined three-month CD registration and consideration ballot. Please return all votes and comments in electronic form directly to the SC 2 Secretariat **by 1999-01-29.**

Medium: Web

No. of pages: Cover+6+LB

Address Reply to: Secretariat ISO/IEC JTC 1/SC 2 - Toshiko KIMURA

IPSI/ITSCJ (Information Processing Society of Japan/Information Technology Standards Commission of Japan)*

Room 308-3, Kikai-Shinko-Kaikan Bldg., 3-5-8, Shiba-Koen, Minato-ku, Tokyo 105-0011 JAPAN

Tel: +81 3 3431 2808; Fax: +81 3 3431 6493; E-mail: kimura@itscj.ipsj.or.jp; <http://www.dkuug.dk/jtc1/sc2>

*A Standard Organization accredited by JISC

Information technology Universal Multiple-Octet Coded Character Set (UCS)

Part 1:

Architecture and Basic Multilingual Plane

AMENDMENT 28: Ideographic description characters

Page 11, Clause 19

In the list of Block names, after the entry BRAILLE PATTERNS (see Amd. 16) insert new entries as follows:

IDEOGRAPHIC DESCRIPTORS 2FF0 - 2FFF

Page 15, Clause 25, Figure 4

In Figure 4 (see Amendment 5), in the cross-hatched area for rows 28 to 2F, insert a zone corresponding to 2FF0 to 2FFF containing the words:

Ideographic Descriptors

centred on a white background.






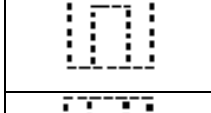




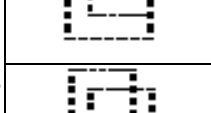





After page 113

Add the following new tables titled:

Table 247 - Row 2F: IDEOGRAPHIC DESCRIPTORS

Table 247 - Row 2F: IDEOGRAPHIC DESCRIPTORS

2FF

0	
1	
2	
3	
4	
5	
6	
7	
8	
9	
A	
B	
C	
D	
E	
F	

G = 00 P = 00

Table 247 - Row 2F: IDEOGRAPHIC DESCRIPTORS

dec	hex	Name
240	F0	IDEOGRAPHIC DESCRIPTION CHARACTER LEFT TO RIGHT
241	F1	IDEOGRAPHIC DESCRIPTION CHARACTER ABOVE TO BELOW
242	F2	IDEOGRAPHIC DESCRIPTION CHARACTER LEFT TO MIDDLE AND RIGHT
243	F3	IDEOGRAPHIC DESCRIPTION CHARACTER ABOVE TO MIDDLE AND BELOW
244	F4	IDEOGRAPHIC DESCRIPTION CHARACTER FULL SURROUND
245	F5	IDEOGRAPHIC DESCRIPTION CHARACTER SURROUND FROM ABOVE
246	F6	IDEOGRAPHIC DESCRIPTION CHARACTER SURROUND FROM BELOW
247	F7	IDEOGRAPHIC DESCRIPTION CHARACTER SURROUND FROM LEFT
248	F8	IDEOGRAPHIC DESCRIPTION CHARACTER SURROUND FROM UPPER LEFT
249	F9	IDEOGRAPHIC DESCRIPTION CHARACTER SURROUND FROM UPPER RIGHT
250	FA	IDEOGRAPHIC DESCRIPTION CHARACTER SURROUND FROM LOWER LEFT
251	FB	IDEOGRAPHIC DESCRIPTION CHARACTER OVERLAID
252	FC	(This position shall not be used)
253	FD	(This position shall not be used)
254	FE	(This position shall not be used)
255	FF	(This position shall not be used)

Group 00

dec	hex	Name

Plane 00

Row 2F

Page 700, Annex A

In the list of collection numbers and names, after

206 NUMERIC SHAPE SELECTORS

insert a new entry as follows:

207 IDEOGRAPHIC DESCRIPTORS 2FF0 - 2FFF

and in the the entry:

251 SCRIPT-SPECIFIC FORMAT CHARACTERS

amend the second line to read:

Collections 204 - 207

Page 708. Annex D - Alternate format characters

Add the following text at the end of the Annex.

D.3 Ideographic description characters

An Ideographic Description Character (IDC) is a graphic character, which is used with a sequence of other graphic characters to form an Ideographic Description Sequence (IDS). Such a sequence may be used to describe an ideographic character which is not specified within this International Standard.

The IDS describes the ideograph in the abstract form. It is not interpreted as a composed character and does not have any rendering implication.

D.3.1 Syntax of an ideographic description sequence

An IDS consists of an IDC followed by a fixed number of Description Components (DC). A DC may be any one of the following :

- a coded ideograph
- a coded radical
- a coded ideographic component
- another IDS



Each IDC has 3 properties as summarized in Table-D.1 below.

- the number of DCs used in the IDS that commences with that IDC,
- the definition of the proper usage of the IDC,
- the relative positions of the DCs in the visual representation of the ideograph that is being described in its abstract form.

The syntax of the IDS introduced by each IDC is indicated in the "IDS acronym & syntax" column of the table by the abbreviated name of the IDC (e.g.IDC-LTR) followed by two or three numbered DCs (D₁, D₂, D₃).

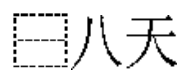

D3.2 Individual definitions of the ideographic description characters.**IDEOGRAPHIC DESCRIPTION CHARACTER LEFT TO RIGHT (2FF0):**

The IDS introduced by IDC-LTR describes the abstract form of the ideograph with D₁ on the left and D₂ on the right.

 is an example of an IDS which represents the abstract form of .



IDEOGRAPHIC DESCRIPTION CHARACTER ABOVE TO BELOW (2FF1):

The IDS introduced by IDC-ATB describes the abstract form of the ideograph with D₁ above D₂.

 is an example of an IDS which represents the abstract form of .

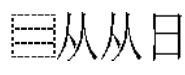

IDEOGRAPHIC DESCRIPTION CHARACTER LEFT TO MIDDLE AND RIGHT (2FF2):

The IDS introduced by IDC-LMR describes the abstract form of the ideograph with D₁ on the left of D₂, and D₂ on the left of D₃.

 is an example of an IDS which represents the abstract form of .

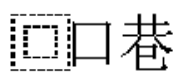

IDEOGRAPHIC DESCRIPTION CHARACTER ABOVE TO MIDDLE AND BELOW (2FF3):

The IDS introduced by IDC-AMB describes the abstract form of the ideograph with D₁ above D₂, and D₂ above D₃.

 is an example of an IDS which represents the abstract form of .

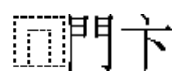

IDEOGRAPHIC DESCRIPTION CHARACTER FULL SURROUND (2FF4):

The IDS introduced by IDC-FSD describes the abstract form of the ideograph with D₁ surrounding D₂.

 is an example of an IDS which represents the abstract form of .



IDEOGRAPHIC DESCRIPTION CHARACTER SURROUND FROM ABOVE (2FF5):

IDC-SAV describes the abstract form of the ideograph with D₁ above D₂, and surrounding D₂ on both sides.

 is an example of an IDS which represents the abstract form of .



IDEOGRAPHIC DESCRIPTION CHARACTER SURROUND FROM BELOW (2FF6):

The IDS introduced by IDC-SBL describes the abstract form of the ideograph with D_1 below D_2 , and surrounding D_2 on both sides.

 is an example of an IDS which represents the abstract form of .

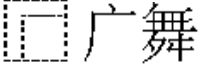

IDEOGRAPHIC DESCRIPTION CHARACTER SURROUND FROM LEFT (2FF7):

The IDS introduced by IDC-SLT describes the abstract form of the ideograph with D_1 on the left of D_2 , and surrounding D_2 above and below.

 is an example of an IDS which represents the abstract form of .

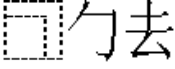

IDEOGRAPHIC DESCRIPTION CHARACTER SURROUND FROM UPPER LEFT (2FF8):

The IDS introduced by IDC-SUL describes the abstract form of the ideograph with D_1 at the top left corner of D_2 , and partly surrounding D_2 above and to the left.

 is an example of an IDS which represents the abstract form of .

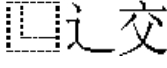

IDEOGRAPHIC DESCRIPTION CHARACTER SURROUND FROM UPPER RIGHT (2FF9):

The IDS introduced by IDC-SUR describes the abstract form of the ideograph with D_1 at the top right corner of D_2 , and partly surrounding D_2 above and to the right.

 is an example of an IDS which represents the abstract form of .



IDEOGRAPHIC DESCRIPTION CHARACTER SURROUND FROM LOWER LEFT (2FFA):

The IDS introduced by IDC-SLL describes the abstract form of the ideograph with D_1 at the bottom left corner of D_2 , and partly surrounding D_2 below and to the left.

 is an example of an IDS which represents the abstract form of .

IDEOGRAPHIC DESCRIPTION CHARACTER OVERLAID (2FFB):

The IDS introduced by IDC-OVL describes the abstract form of the ideograph with D_1 and D_2 overlaying each other.

 is an example of an IDS which represents the abstract form of .


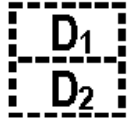

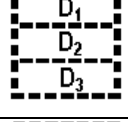
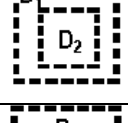
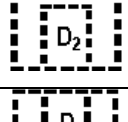
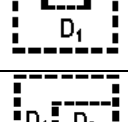
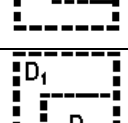
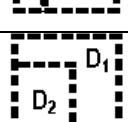
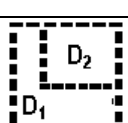
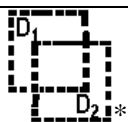

Add Table D.1 (see overleaf) after the preceding text.

Page 729, Annex E

After the entry IDEOGRAPHIC DEPARTING TONE MARK insert the following character name entries:

IDEOGRAPHIC DESCRIPTION CHARACTER LEFT TO RIGHT
 IDEOGRAPHIC DESCRIPTION CHARACTER ABOVE TO BELOW
 IDEOGRAPHIC DESCRIPTION CHARACTER LEFT TO MIDDLE AND RIGHT
 IDEOGRAPHIC DESCRIPTION CHARACTER ABOVE TO MIDDLE AND BELOW
 IDEOGRAPHIC DESCRIPTION CHARACTER FULL SURROUND
 IDEOGRAPHIC DESCRIPTION CHARACTER SURROUND FROM ABOVE
 IDEOGRAPHIC DESCRIPTION CHARACTER SURROUND FROM BELOW
 IDEOGRAPHIC DESCRIPTION CHARACTER SURROUND FROM LEFT
 IDEOGRAPHIC DESCRIPTION CHARACTER SURROUND FROM UPPER LEFT
 IDEOGRAPHIC DESCRIPTION CHARACTER SURROUND FROM UPPER RIGHT
 IDEOGRAPHIC DESCRIPTION CHARACTER SURROUND FROM LOWER LEFT
 IDEOGRAPHIC DESCRIPTION CHARACTER OVERLAID

Table D.1: Properties of ideographic description characters

Character Name: IDEOGRAPHIC DESCRIPTION CHARACTER ...	no. of DCs	IDS Acronym and Syntax	Relative positions of DCs
LEFT TO RIGHT	2	IDC-LTR D ₁ D ₂	
ABOVE TO BELOW	2	IDC-ATB D ₁ D ₂	
LEFT TO MIDDLE AND RIGHT	3	IDC-LMR D ₁ D ₂ D ₃	
ABOVE TO MIDDLE AND BELOW	3	IDC-AMB D ₁ D ₂ D ₃	
FULL SURROUND	2	IDC-FSD D ₁ D ₂	
SURROUND FROM ABOVE	2	IDC-SAV D ₁ D ₂	
SURROUND FROM BELOW	2	IDC-SBL D ₁ D ₂	
SURROUND FROM LEFT	2	IDC-SLT D ₁ D ₂	
SURROUND FROM UPPER LEFT	2	IDC-SUL D ₁ D ₂	
SURROUND FROM UPPER RIGHT	2	IDC-SUR D ₁ D ₂	
SURROUND FROM LOWER LEFT	2	IDC-SLL D ₁ D ₂	
OVERLAID	2	IDC-OVL D ₁ D ₂	

* Note: D₁ and D₂ overlap each other. This diagram does not imply that D₁ is on the top left corner and D₂ is on the bottom right corner.