

Universal Multiple-Octet Coded Character Set  
International Organization for Standardization  
Organisation Internationale de Normalisation  
Международная организация по стандартизации

**Doc Type: Working Group Document****Title: Preliminary proposal for encoding the SignWriting script in the SMP of the UCS****Source: Michael Everson****Status: Individual Contribution****Action: For consideration by JTC1/SC2/WG2 and UTC****Date: 2011-04-06**

**1. Introduction.** SignWriting is a script developed in 1974 by Valerie Sutton, the inventor of Sutton Movement Writing, who two years earlier had developed DanceWriting. SignWriting is a featural script, its glyphs being visually iconic as well as in their spatial arrangement in text, which represents a sort of snapshot of any given sign. SignWriting is currently being used to write the following Sign Languages:

American Sign Language (in the US and English-speaking  
Canada)

Arabian Sign Languages

Australian Sign Language

Bolivian Sign Language

Brazilian Sign Language

British Sign Language

Colombian Sign Language

Czech Sign Language

Danish Sign Language

Dutch Sign Language

Ethiopian Sign Language

Finnish Sign Language

Flemish Sign Language

French-Belgian Sign Language

French Sign Language

German Sign Language

Greek Sign Language

Irish Sign Language

Italian Sign Language

Japanese Sign Language

Malawi Sign Language

Malaysian Sign Language

Maltese Sign Language

Mexican Sign Language

Nepalese Sign Language

New Zealand Sign Language

Nicaraguan Sign Language

Norwegian Sign Language

Peruvian Sign Language

Philippines Sign Language

Polish Sign Language

Portugese Sign Language

Québec Sign Language

South African Sign Language

Spanish Sign Language

Swedish Sign Language

Swiss Sign Language

Taiwanese Sign Language

Tunisian Sign Language

A variety of literature exists in SignWriting. Much of it is lexical in nature (Sign Language dictionaries), but many longer texts, (such as the Gospels of Matthew, Mark, and John in American Sign Language) also exist (see [www.signwriting.org/library/history/publications](http://www.signwriting.org/library/history/publications)). It is estimated that there are thousands of publications in SignWriting, whether in ASL, or German Sign Language, Nicaraguan Sign Language, and so on.

**2. Structure.** The fundamental writing unit of SignWriting is called a “symbol”, which in UCS terms is “character”. The basic characters represent handshapes, facial expressions, and various indications of motion and contact. No single Sign Language uses all of the characters available in the SignWriting repertoire; some handshapes are distinctive in some Sign Languages while allophonic in others. Graphically, SignWriting characters are combined spatially on two-dimensional canvases to form individual “signs” (roughly equivalent to “words”). This spatial organization is *spelling* and is an essential part of the writing system.













Computer processing of SignWriting has been possible for many years, beginning with the SignWriter DOS program which was in use from 1985 to 2004 (and continues to be used in some countries today). SignPuddle has been the world standard for SignWriting software from 2004 to present. In terms of UCS encoding, two main stages will be required. The first stage (represented in this proposal) is simpler: the encoding of the basic characters. These are simply graphic characters, proposed to be encoded in Plane 1. The second stage will deal with the spatial organization of SignWriting characters. The latter are anticipated to be encoded as control characters specific to SignWriting, probably in Plane 14. Currently, software developers for SignWriting use a variety of mechanisms to achieve spatial organization; research is ongoing to determine what the optimum mechanism is, in terms of accuracy and economy.

**3. Character repertoire.** The largest group of graphic characters used in SignWriting represent 261 handshapes. There are also 110 headshape characters, 203 motion and contact characters, 19 body part and location characters, 4 punctuation marks, and 22 characters which indicate “fill” and “rotation”.

**4. Fill and rotation characters.** These characters are somewhat analogous to the “shifter” characters proposed for Miao vowels in N3789 (“Final proposal for encoding the Miao script in the SMP of the UCS”). It is easiest to describe this in terms of the handshapes. A “fill” in SignWriting indicates the relative position of a handshape as the signer (or writer of SignWriting) views his or her hand. A black fill indicates that the back of the hand is viewed by the signer; a white fill indicates that the palm of the hand is viewed by the signer; and a half-fill indicates that the side of the hand is viewed by the signer. There are three fills which indicate when the hand is in a vertical plane (parallel to a wall) and three which indicate when the hand is in a horizontal plane (parallel to the floor).





























































































Figure 1. An example showing SIGNWRITING HAND-FLAT handshape with various fills.

		Palm of Hand Front View Parallel Wall Plane
		Side of Hand Front View Parallel Wall Plane
		Back of Hand Front View Parallel Wall Plane
		Palm of Hand Top View Parallel Floor Plane
		Side of Hand Top View Parallel Floor Plane
		Back of Hand Top View Parallel Floor Plane

**Figure 2.** An example of SIGNWRITING HAND-FIST INDEX with various fills.

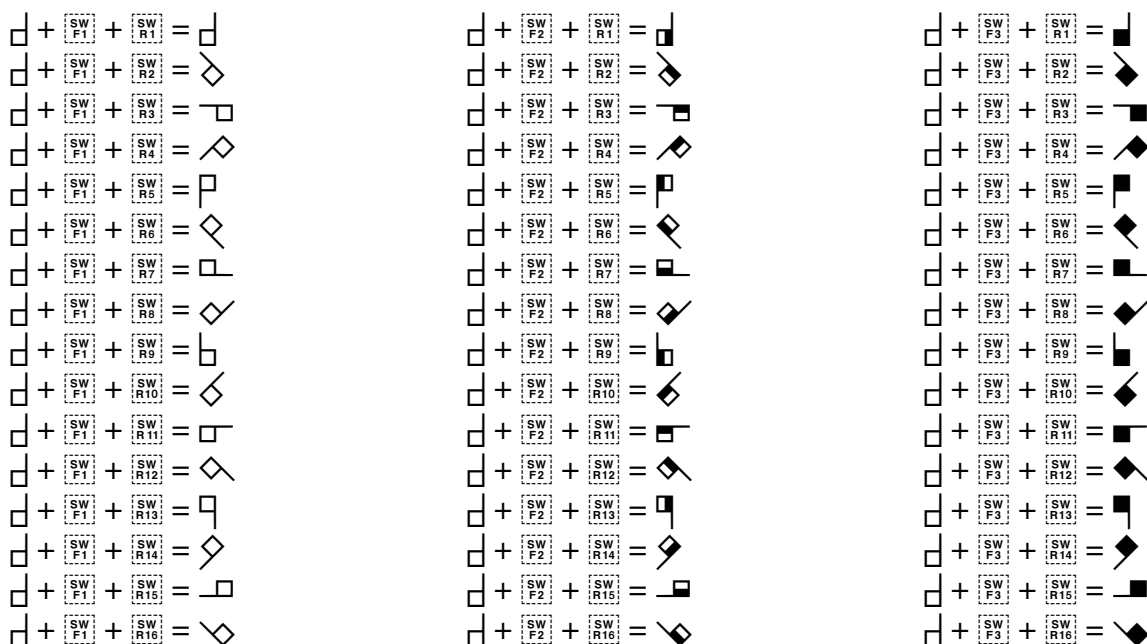
A “rotation” indicates one of sixteen positions a handshape can appear in. Rotation is also the means used to distinguish a left-hand character from a right-hand character.

**Figure 3.** An example of SIGNWRITING HAND-FIST INDEX with all of the fills and rotations.

Thus it can be seen that a given handshape may have 96 different realizations. This is somewhat analogous to the letter *e* which serves as a base character but may be modified by various diacritical

marks, as in *é è ê ë ě ě ě ě* etc. In order to economize on code positions and to preserve the underlying index-hand character identity, fill and rotation is accomplished by following a base character with one of 6 fill characters and one of 16 rotation characters.



A font implementation which does not have support for fill and rotation should simply display  $\square_{\text{SW}_1 \text{SW}_7}$  or  $\square_{\text{SW}_2 \text{SW}_7}$  or  $\square_{\text{SW}_3 \text{SW}_7}$ . Note that there are some combinations which do not occur. Headshapes, for instance, cannot take Rotation 5 because it is physiologically impossible.

**5. Collating order.** For the purposes of the UCA and ISO/IEC 14651, the binary collation order in the code chart should be sufficient for the default tailorable template. Sorting SignWriting signs is far too complex for the default template.

**6. Linebreaking.** Line breaks do not occur in the middle of a sign. Line breaks do not occur before punctuation. It would appear that SignWriting graphic characters should have the same linebreaking properties as Egyptian hieroglyphs.

**7. Unicode Character Properties.**

```

1D800;SIGNWRITING HAND-FIST INDEX;Lo;0;L;;;;;N;;;;;
..
1DA86;SIGNWRITING LOCATION LIMBS DIGITS;Lo;0;L;;;;;N;;;;;
1DA87;SIGNWRITING FULL STOP;Po;0;L;;;;;N;;;;;
1DA88;SIGNWRITING SEMICOLON;Po;0;L;;;;;N;;;;;
1DA89;SIGNWRITING COLON;Po;0;L;;;;;N;;;;;
1DA8A;SIGNWRITING PARENTHESIS;Po;0;L;;;;;N;;;;;
1DA9A;SIGNWRITING FILL MODIFIER-1;Mn;100;L;;;;;N;;;;;
1DA9B;SIGNWRITING FILL MODIFIER-2;Mn;100;L;;;;;N;;;;;
1DA9C;SIGNWRITING FILL MODIFIER-3;Mn;100;L;;;;;N;;;;;
1DA9D;SIGNWRITING FILL MODIFIER-4;Mn;100;L;;;;;N;;;;;
1DA9E;SIGNWRITING FILL MODIFIER-5;Mn;100;L;;;;;N;;;;;
1DA9F;SIGNWRITING FILL MODIFIER-6;Mn;100;L;;;;;N;;;;;
1DAA0;SIGNWRITING ROTATION MODIFIER-1;Mn;200;L;;;;;N;;;;;
1DAA1;SIGNWRITING ROTATION MODIFIER-2;Mn;200;L;;;;;N;;;;;
1DAA2;SIGNWRITING ROTATION MODIFIER-3;Mn;200;L;;;;;N;;;;;
1DAA3;SIGNWRITING ROTATION MODIFIER-4;Mn;200;L;;;;;N;;;;;
1DAA4;SIGNWRITING ROTATION MODIFIER-5;Mn;200;L;;;;;N;;;;;
1DAA5;SIGNWRITING ROTATION MODIFIER-6;Mn;200;L;;;;;N;;;;;
1DAA6;SIGNWRITING ROTATION MODIFIER-7;Mn;200;L;;;;;N;;;;;
1DAA7;SIGNWRITING ROTATION MODIFIER-8;Mn;200;L;;;;;N;;;;;
1DAA8;SIGNWRITING ROTATION MODIFIER-9;Mn;200;L;;;;;N;;;;;

```

```

1DAA9;SIGNWRITING ROTATION MODIFIER-10;Mn;200;L;;;;;N;;;;;
1DAAA;SIGNWRITING ROTATION MODIFIER-11;Mn;200;L;;;;;N;;;;;
1DAAB;SIGNWRITING ROTATION MODIFIER-12;Mn;200;L;;;;;N;;;;;
1DAAC;SIGNWRITING ROTATION MODIFIER-13;Mn;200;L;;;;;N;;;;;
1DAAD;SIGNWRITING ROTATION MODIFIER-14;Mn;200;L;;;;;N;;;;;
1DAAE;SIGNWRITING ROTATION MODIFIER-15;Mn;200;L;;;;;N;;;;;
1DAAF;SIGNWRITING ROTATION MODIFIER-16;Mn;200;L;;;;;N;;;;;

```

**8. Issues.** As stated above, there are no issues with the character set proposed here. It has been stable since 2008, having been formalized after 34 years of development. Encoding of the characters proposed here will greatly facilitate discussion of SignWriting characters in the abstract in an interchangeable way, and will facilitate further work on the encoding model (yet to be determined) for the layout of SignWriting characters. To facilitate further discussion, the issues regarding that encoding model are presented below. But those issues should *not* delay the encoding of the graphic characters proposed in this document.

**Encoding Model Issues** (as presented by SignWriting programmer Steve Slevinski).

The symbol set is stable and widely accepted. The main structures of signs and punctuations in lanes are understood. The major unresolved issue with encoding SignWriting deals with layout. While every sign has a defined center, how to define the sign itself is still unresolved.

The main issue of layout is how the writer will use the system. The balance between complexity and usability from the writer's perspective is of primary importance. It must always be remembered that the writer decides the symbols and their placement. Anything else is a different writing system.

The second issue of layout involve comparison. Signs can quickly be scanned for the symbols used; however, the relative position of the symbols require an analysis of the layout. The different layouts offer different approaches for evaluation.

The third issues of layout involves variability. There are two types of variability. The first, inter-personal variability, occurs when writers pick different symbols and different details. Inter-personal variability is part of the writing system that layout can not resolve. The second, intra-personal variability, occurs when writers use the same symbols, but in slightly different positions. With layout choices, it is possible to reduce the intra-personal variability, but this reduction may harm the writing system by imposing too many restrictions on the writer.

A fourth issues of layout involves elegance and beauty. Some may consider one type of layout to be superior to another based on subjective personal opinions. SignWriting is a unique script. The ultimate choice of layout should be based on the writer's experience, comparison, and variability.

Below, the various layout options are identified, with examples provided (where available) for the sign sentence "hello world." which contains 2 signs and 1 punctuation.

### ***Freeform Layout***

With freeform layout, the writer decides what symbols to use and the exact symbol position. The freeform layout offers the greatest flexibility for the writer and the greatest intra-personal variability.

### ***Cartesian Coordinates***

Cartesian coordinates specify X and Y coordinates for the top, left of the symbol glyph. The coordinates of the symbols relate to the center of the canvas. This is the current method for writing. The writer is presented with a canvas and positions each symbol independently.

### ***Polar Coordinates***

Polar coordinates specify an angle and a distance from the center of the sign to the center of each symbol. The current cartesian data can be exported to this format.

### ***Restricted Layout***

It is possible to impose restrictions on symbol placement thereby limiting the intra-personal variability of sign spellings.

### ***Generic Restrictions***

Instead of allowing any coordinates, it may be possible to limit the options. For example, with polar coordinates, only allow specific angles and specific distances. This has not been evaluated.

### ***Specific Restrictions***

It may be possible to perform a statistical analysis of the symbols used to come up with a limited number of attachment points around each symbol and a small list of predefined distances between symbols. This information would be symbol specific and could greatly reduce the intra-personal variability if successfully implemented.

### ***Non-form Layout***

Some would argue that the writer should not determine the form of a sign, but should input linguistic analysis and let the layout/font manager determine the best representation for the written sign. This would change the script from a writing system into computer aided design, requiring concepts that are not part of the script and are not part of the writer's thought processes. The idea would make for an interesting project, but it is not about encoding SignWriting.

### ***Absolute versus Relative Positioning***

Any of the above layout options have two choices for positioning. The freeform layouts defined above use absolute positioning, where the position of each symbol relates to the center of the sign. It may be possible to interrelate the position of the symbols. Relative positioning would create some type of linked list for symbol positions. The position of each symbol would be defined based on the position of the previous symbol in the list. The viability and usability of relative positioning is unknown and has not been investigated.

**9. Glyphs.** It should also be noted that the TrueType reference glyphs in this preliminary proposal are quite imperfect and will be improved in due course.

**10. Acknowledgements.** This project was made possible in part by a grant from the Center For Sutton Movement Writing.

## **11. Bibliography**

### ***SignWriting Instruction and Reference Manuals***

*SignWriting: Sign Languages are Written Languages. Part 1: SignWriting Basics* by Valerie Sutton  
<http://www.signwriting.org/archive/docs6/sw0550-SignWriting-Manual-Part1-Basics.pdf>

*SignWriting: Sign Languages are Written Languages. Part 2: SignWriting Hand Symbols* by Valerie Sutton and Adam Frost

[http://signwriting.org/archive/docs7/sw0618\\_SignWriting\\_Hand\\_Symbols\\_Manual\\_Sutton\\_Frost.pdf](http://signwriting.org/archive/docs7/sw0618_SignWriting_Hand_Symbols_Manual_Sutton_Frost.pdf)

*SignWriting Alphabet Manual, ISWA 2010. The International SignWriting Alphabet* by Valerie Sutton  
[http://www.signwriting.org/archive/docs7/sw0636\\_SignWriting\\_Alphabet\\_Manual\\_2010.pdf](http://www.signwriting.org/archive/docs7/sw0636_SignWriting_Alphabet_Manual_2010.pdf)

*Lessons in SignWriting Textbook* by Valerie Sutton

<http://www.SignWriting.org/archive/docs2/sw0116-Lessons-SignWriting.pdf>

*Lessons in SignWriting Video Series. Manual 1: Introduction to SignWriting, Transcript of English Voiceover for Video 1*

<http://www.SignWriting.org/archive/docs1/sw0009-Intro-SignWriting.pdf>

*Lessons in SignWriting Video Series. Manual 2: SignWriting Basics Manual, Transcript of English Voiceover for Video 2*  
<http://www.SignWriting.org/archive/docs1/sw0010-SignWriting-Basics.pdf>

*A Cross-linguistic Guide to SignWriting: A Phonetic Approach.* In English, with Spanish Sign Language examples, by Steve & Dianne Parkhurst  
[http://signwriting.org/archive/docs7/sw0617\\_Cross\\_Linguistic\\_Guide\\_SignWriting\\_Parkhurst.pdf](http://signwriting.org/archive/docs7/sw0617_Cross_Linguistic_Guide_SignWriting_Parkhurst.pdf)

*SignoEscritura: Un sistema completo para escribir y leer las lenguas de signos.* In Spanish, with Spanish Sign Language examples by Steve and Dianne Parkhurst  
<http://www.signwriting.org/archive/docs5/sw0494-SignoEscritura-Parkhurst-ES-LSE.pdf>

*SignWriting: A Complete System for Writing and Reading Signed Languages* by Steve and Dianne Parkhurst (English Translation of *SignoEscritura* Textbook from Spain)  
<http://www.signwriting.org/archive/docs5/sw0493-SWLessonsBook-Parkhurst-EngLSE.pdf>

*Handbuch zur Gebärdenschrift (SignWriting Handbook)* In German, with German Sign Language examples by Stefan Wöhrmann, published by Birgit Jacobsen  
[http://www.suttonshop.com/ecommerce/pages/products\\_sw\\_detail.jsp?id=54.0](http://www.suttonshop.com/ecommerce/pages/products_sw_detail.jsp?id=54.0)  
<http://www.astrid-krueger-medizin.de/buchbe/gebaerden.htm>  
<http://www.kestner.de/n/verlag/produkte/gschrift/gschrift-einfuehrung.htm>

*Das Gebärdenschriftbuch (German Sign Language book)* with SignWriting illustrations, Books 1 and 2. By Birgit Jacobsen, German signs written in SignWriting by Stefan Wöhrmann  
[http://www.suttonshop.com/ecommerce/pages/products\\_sw\\_detail.jsp?id=53.0](http://www.suttonshop.com/ecommerce/pages/products_sw_detail.jsp?id=53.0)  
[http://www.suttonshop.com/ecommerce/pages/products\\_sw\\_detail.jsp?id=56.0](http://www.suttonshop.com/ecommerce/pages/products_sw_detail.jsp?id=56.0)

*Lições Sobre o SignWriting.* Translation of Valerie Sutton's *Lessons in SignWriting* Textbook into Portuguese and Brazilian Sign Language (LIBRAS), by Dr. Marianne Stumpf, with additional lessons in writing LIBRAS by Marianne Stumpf  
<http://www.signwriting.org/archive/docs5/sw0472-BR-Licoes-SignWriting.pdf>

*TegnSkrift: Innføring i Tegnskrift.* by Professor Dr. Ingvild Roald, Vestlandet Kompetansesenter, Bergen  
<http://www.signwriting.org/archive/docs4/sw0304-NO-TegnSkrift-Laerebok-06.pdf>

*Kurs i Tegnskrift (Self-Study Guide for learning SignWriting)* by Professor Dr. Ingvild Roald  
<http://www.signwriting.org/archive/docs6/sw0514-NO-TEGNSKRIFT-Selvinstruerende.pdf>

*Leçons en SignWriting 2002: lire et écrire les mouvements des langues des signes.* Traduction des leçons de SignWriting en français, by Anne-Claude Prélaz Girod, French-Switzerland  
<http://www.signwriting.org/archive/docs3/sw0221-Lecons-SW-Francais-1.pdf>  
<http://www.signwriting.org/archive/docs3/sw0222-Lecons-SW-Francais-2.pdf>  
<http://www.signwriting.org/archive/docs3/sw0223-Lecons-SW-Francais-3.pdf>  
<http://www.signwriting.org/archive/docs3/sw0224-Lecons-SW-Francais-4.pdf>  
<http://www.signwriting.org/archive/docs4/sw0301-CHfr-lecons-internet-1-15.pdf>  
<http://www.signwriting.org/archive/docs4/sw0302-CHfr-lecons-internet-16-30.pdf>

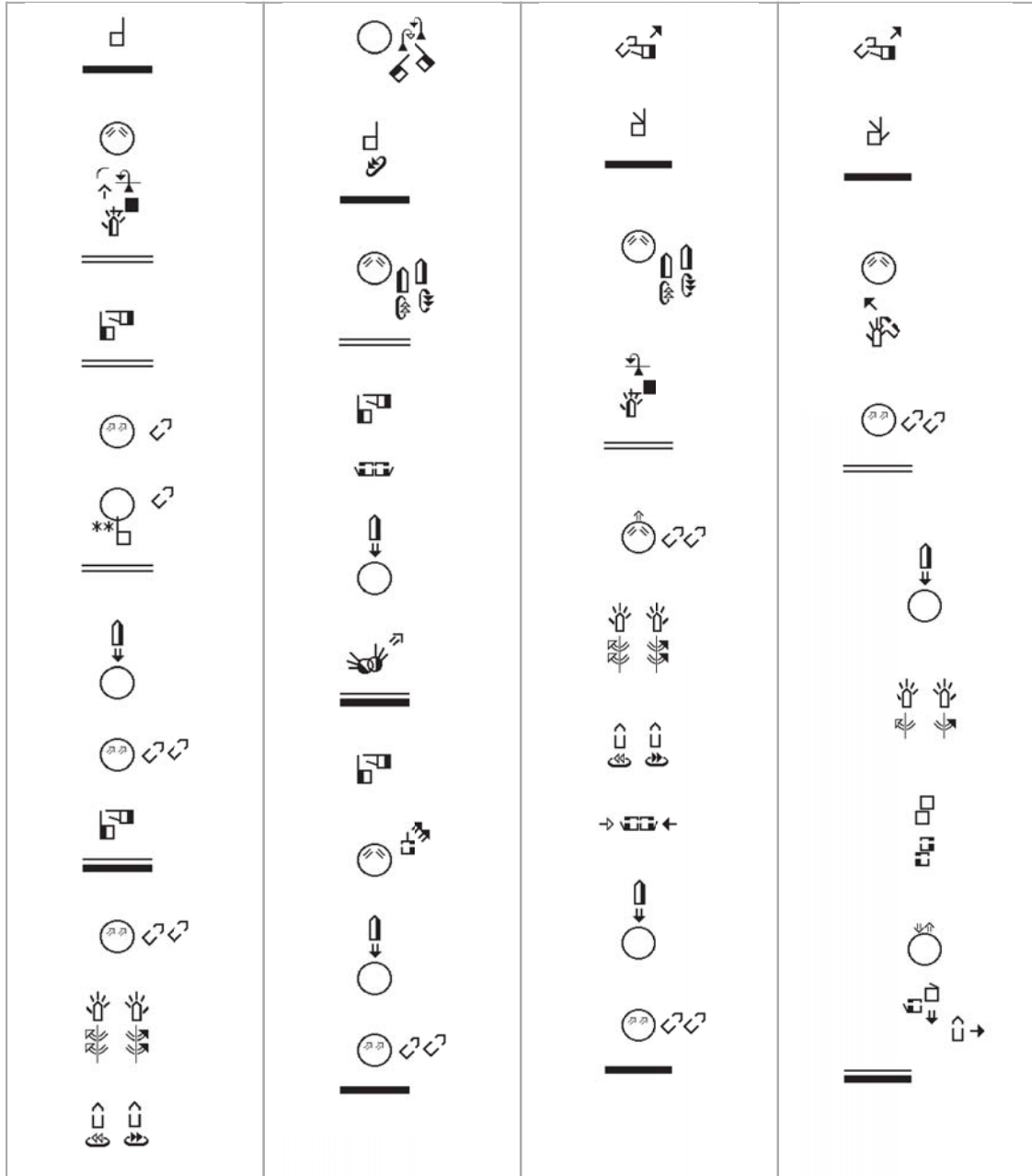
*Writing American Sign Language Grammar. Lesson 1.*  
<http://www.SignWriting.org/archive/docs1/sw0011-ASL-Grammar-01.pdf>

*Writing American Sign Language Grammar. Lesson 2.*  
<http://www.SignWriting.org/archive/docs1/sw0012-ASL-Grammar-02.pdf>

*Writing American Sign Language classifiers at Salk Institute.*  
<http://www.SignWriting.org/archive/docs1/sw0013-Salk-Institute-SW.pdf>

*The Gospel According to John in Written American Sign Language.* Translator: Nancy Romero. Editor: Lucinda O'Grady Batch. San Diego: Center for Sutton Movement Writing, 2010. Second Edition. ISBN: 978-0-914336-47-1


12. Figures.



1 In the beginning the Word already existed. The Word was with God, and the Word was God. 2 He existed in the beginning with God. 3 God created everything through him, and nothing was created except through him. NLT 2

Figure 4. The beginning of the Gospel of John in American Sign Language, written in SignWriting.







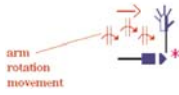


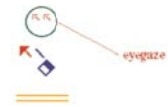


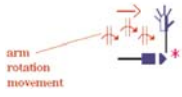








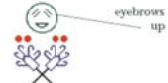





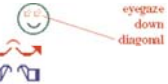









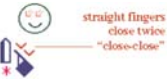



### Learn To Read American Sign Language

#### Video is Receptive

The pictures below are from the video. Darline is a left-handed signer. She is facing you, telling you the story.

#### SignWriting is Expressive

The exact same signs are written below in SignWriting. The signs are written from your point of view. Now YOU are telling the story, as a right-handed signer.

<p>1 what?</p> 	 <p>arrow means head moves forward</p>	 <p>eyebrows that show dreaming or imagining</p>	 <p>6 somewhere wandering</p>	 <p>12 there (index)</p>	 <p>eyegaze</p>
<p>2 quote</p> 	 <p>arm rotation movement</p>	 <p>arm rotation movement</p>	 <p>7 deep forest</p>	 <p>13 papa</p>	 <p>touch forehead twice</p>
<p>3 three</p> 	 <p>pause</p>	 <p>surprise facial expression</p>	 <p>8 somewhere wandering oh! look! there (index)</p>	 <p>14 bear</p>	 <p>eyebrows up</p>
<p>4 bears</p> 	 <p>fingers bend twice</p>	 <p>asterisk means touch</p>	 <p>9 house</p>	 <p>15 open newspaper</p>	 <p>eyegaze down diagonal</p>
<p>5 Goldilocks</p> 	 <p>end of sentence</p>	 <p>tense mouth</p>	 <p>10 sitting on a hill</p>	 <p>16 read</p>	 <p>movement down twice "down-down"</p>
		 <p>tension symbol marks classifier</p>	 <p>11 enter</p>	 <p>17 newspaper</p>	 <p>straight fingers close twice "close-close"</p>
		 <p>eyes closed</p>		 <p>18 open newspaper</p>	 <p>curved movement</p>

**Figure 5.** Figure 5. Above, a paragraph from the Goldilocks story written in American Sign Language; below, the beginning of the Goldilocks story is taught to beginning readers using a combination of 1) the English gloss for the meaning of each sign, 2) photos from the ASL video, 3) the SignWriting of each sign on the video, and 4) an explanation in English teaching the SignWriting symbols to students.

	1D80	1D81	1D82	1D83	1D84	1D85	1D86	1D87	1D88	1D89	1D8A	1D8B	1D8C	1D8D	1D8E
0	1D800	1D810	1D820	1D830	1D840	1D850	1D860	1D870	1D880	1D890	1D8A0	1D8B0	1D8C0	1D8D0	1D8E0
1	1D801	1D811	1D821	1D831	1D841	1D851	1D861	1D871	1D881	1D891	1D8A1	1D8B1	1D8C1	1D8D1	1D8E1
2	1D802	1D812	1D822	1D832	1D842	1D852	1D862	1D872	1D882	1D892	1D8A2	1D8B2	1D8C2	1D8D2	1D8E2
3	1D803	1D813	1D823	1D833	1D843	1D853	1D863	1D873	1D883	1D893	1D8A3	1D8B3	1D8C3	1D8D3	1D8E3
4	1D804	1D814	1D824	1D834	1D844	1D854	1D864	1D874	1D884	1D894	1D8A4	1D8B4	1D8C4	1D8D4	1D8E4
5	1D805	1D815	1D825	1D835	1D845	1D855	1D865	1D875	1D885	1D895	1D8A5	1D8B5	1D8C5	1D8D5	1D8E5
6	1D806	1D816	1D826	1D836	1D846	1D856	1D866	1D876	1D886	1D896	1D8A6	1D8B6	1D8C6	1D8D6	1D8E6
7	1D807	1D817	1D827	1D837	1D847	1D857	1D867	1D877	1D887	1D897	1D8A7	1D8B7	1D8C7	1D8D7	1D8E7
8	1D808	1D818	1D828	1D838	1D848	1D858	1D868	1D878	1D888	1D898	1D8A8	1D8B8	1D8C8	1D8D8	1D8E8
9	1D809	1D819	1D829	1D839	1D849	1D859	1D869	1D879	1D889	1D899	1D8A9	1D8B9	1D8C9	1D8D9	1D8E9
A	1D80A	1D81A	1D82A	1D83A	1D84A	1D85A	1D86A	1D87A	1D88A	1D89A	1D8AA	1D8BA	1D8CA	1D8DA	1D8EA
B	1D80B	1D81B	1D82B	1D83B	1D84B	1D85B	1D86B	1D87B	1D88B	1D89B	1D8AB	1D8BB	1D8CB	1D8DB	1D8EB
C	1D80C	1D81C	1D82C	1D83C	1D84C	1D85C	1D86C	1D87C	1D88C	1D89C	1D8AC	1D8BC	1D8CC	1D8DC	1D8EC
D	1D80D	1D81D	1D82D	1D83D	1D84D	1D85D	1D86D	1D87D	1D88D	1D89D	1D8AD	1D8BD	1D8CD	1D8DD	1D8ED
E	1D80E	1D81E	1D82E	1D83E	1D84E	1D85E	1D86E	1D87E	1D88E	1D89E	1D8AE	1D8BE	1D8CE	1D8DE	1D8EE
F	1D80F	1D81F	1D82F	1D83F	1D84F	1D85F	1D86F	1D87F	1D88F	1D89F	1D8AF	1D8BF	1D8CF	1D8DF	1D8EF

	1D8F	1D90	1D91	1D92	1D93	1D94	1D95	1D96	1D97	1D98	1D99	1D9A	1D9B	1D9C
0														
1														
2														
3														
4														
5														
6														
7														
8														
9														
A														
B														
C														
D														
E														
F														

	1D9D	1D9E	1D9F	1DA0	1DA1	1DA2	1DA3	1DA4	1DA5	1DA6	1DA7	1DA8	1DA9	1DAA
0	1D9D0	1D9E0	1D9F0	1DA00	1DA10	1DA20	1DA30	1DA40	1DA50	1DA60	1DA70	1DA80	1DA90	SW R 1
1	1D9D1	1D9E1	1D9F1	1DA01	1DA11	1DA21	1DA31	1DA41	1DA51	1DA61	1DA71	1DA81	1DA91	SW R 2
2	1D9D2	1D9E2	1D9F2	1DA02	1DA12	1DA22	1DA32	1DA42	1DA52	1DA62	1DA72	1DA82	1DA92	SW R 3
3	1D9D3	1D9E3	1D9F3	1DA03	1DA13	1DA23	1DA33	1DA43	1DA53	1DA63	1DA73	1DA83	1DA93	SW R 4
4	1D9D4	1D9E4	1D9F4	1DA04	1DA14	1DA24	1DA34	1DA44	1DA54	1DA64	1DA74	1DA84	1DA94	SW R 5
5	1D9D5	1D9E5	1D9F5	1DA05	1DA15	1DA25	1DA35	1DA45	1DA55	1DA65	1DA75	1DA85	1DA95	SW R 6
6	1D9D6	1D9E6	1D9F6	1DA06	1DA16	1DA26	1DA36	1DA46	1DA56	1DA66	1DA76	1DA86	1DA96	SW R 7
7	1D9D7	1D9E7	1D9F7	1DA07	1DA17	1DA27	1DA37	1DA47	1DA57	1DA67	1DA77	1DA87	1DA97	SW R 8
8	1D9D8	1D9E8	1D9F8	1DA08	1DA18	1DA28	1DA38	1DA48	1DA58	1DA68	1DA78	1DA88	1DA98	SW R 9
9	1D9D9	1D9E9	1D9F9	1DA09	1DA19	1DA29	1DA39	1DA49	1DA59	1DA69	1DA79	1DA89	1DA99	SW R 10
A	1D9DA	1D9EA	1D9FA	1DA0A	1DA1A	1DA2A	1DA3A	1DA4A	1DA5A	1DA6A	1DA7A	1DA8A	1DA9A	SW F 1 SW R 11
B	1D9DB	1D9EB	1D9FB	1DA0B	1DA1B	1DA2B	1DA3B	1DA4B	1DA5B	1DA6B	1DA7B	1DA8B	1DA9B	SW F 2 SW R 12
C	1D9DC	1D9EC	1D9FC	1DA0C	1DA1C	1DA2C	1DA3C	1DA4C	1DA5C	1DA6C	1DA7C	1DA8C	1DA9C	SW F 3 SW R 13
D	1D9DD	1D9ED	1D9FD	1DA0D	1DA1D	1DA2D	1DA3D	1DA4D	1DA5D	1DA6D	1DA7D	1DA8D	1DA9D	SW F 4 SW R 14
E	1D9DE	1D9EE	1D9FE	1DA0E	1DA1E	1DA2E	1DA3E	1DA4E	1DA5E	1DA6E	1DA7E	1DA8E	1DA9E	SW F 5 SW R 15
F	1D9DF	1D9EF	1D9FF	1DA0F	1DA1F	1DA2F	1DA3F	1DA4F	1DA5F	1DA6F	1DA7F	1DA8F	1DA9F	SW F 6 SW R 16

**Handshapes with index finger**

1D800		SIGNWRITING HAND-FIST INDEX
1D801		SIGNWRITING HAND-CIRCLE INDEX
1D802		SIGNWRITING HAND-CUP INDEX
1D803		SIGNWRITING HAND-OVAL INDEX
1D804		SIGNWRITING HAND-HINGE INDEX
1D805		SIGNWRITING HAND-ANGLE INDEX
1D806		SIGNWRITING HAND-FIST INDEX BENT
1D807		SIGNWRITING HAND-CIRCLE INDEX BENT
1D808		SIGNWRITING HAND-FIST THUMB UNDER INDEX BENT
1D809		SIGNWRITING HAND-FIST INDEX RAISED KNUCKLE
1D80A		SIGNWRITING HAND-FIST INDEX CUPPED
1D80B		SIGNWRITING HAND-FIST INDEX HINGED
1D80C		SIGNWRITING HAND-FIST INDEX HINGED LOW
1D80D		SIGNWRITING HAND-CIRCLE INDEX HINGE

**Handshapes with index and middle fingers**

1D80E		SIGNWRITING HAND-FIST INDEX MIDDLE
1D80F		SIGNWRITING HAND-CIRCLE INDEX MIDDLE
1D810		SIGNWRITING HAND-FIST INDEX MIDDLE BENT
1D811		SIGNWRITING HAND-FIST INDEX MIDDLE RAISED KNUCKLES
1D812		SIGNWRITING HAND-FIST INDEX MIDDLE HINGED
1D813		SIGNWRITING HAND-FIST INDEX UP MIDDLE HINGED
1D814		SIGNWRITING HAND-FIST INDEX HINGED MIDDLE UP
1D815		SIGNWRITING HAND-FIST INDEX MIDDLE CONJOINED
1D816		SIGNWRITING HAND-FIST INDEX MIDDLE CONJOINED INDEX BENT
1D817		SIGNWRITING HAND-FIST INDEX MIDDLE CONJOINED MIDDLE BENT
1D818		SIGNWRITING HAND-FIST INDEX MIDDLE CONJOINED CUPPED
1D819		SIGNWRITING HAND-FIST INDEX MIDDLE CONJOINED HINGED
1D81A		SIGNWRITING HAND-FIST INDEX MIDDLE CROSSED
1D81B		SIGNWRITING HAND-CIRCLE INDEX MIDDLE CROSSED
1D81C		SIGNWRITING HAND-FIST MIDDLE BENT OVER INDEX
1D81D		SIGNWRITING HAND-FIST INDEX BENT OVER MIDDLE

**Handshapes with index and middle fingers and thumb**

1D81E		SIGNWRITING HAND-FIST INDEX MIDDLE THUMB
1D81F		SIGNWRITING HAND-CIRCLE INDEX MIDDLE THUMB
1D820		SIGNWRITING HAND-FIST INDEX MIDDLE STRAIGHT THUMB BENT
1D821		SIGNWRITING HAND-FIST INDEX MIDDLE BENT THUMB STRAIGHT
1D822		SIGNWRITING HAND-FIST INDEX MIDDLE THUMB BENT
1D823		SIGNWRITING HAND-FIST INDEX MIDDLE HINGED SPREAD THUMB SIDE
1D824		SIGNWRITING HAND-FIST INDEX UP MIDDLE HINGED THUMB SIDE
1D825		SIGNWRITING HAND-FIST INDEX UP MIDDLE HINGED THUMB CONJOINED
1D826		SIGNWRITING HAND-FIST INDEX HINGED MIDDLE UP THUMB SIDE

1D827		SIGNWRITING HAND-FIST INDEX MIDDLE UP SPREAD THUMB FORWARD
1D828		SIGNWRITING HAND-FIST INDEX MIDDLE THUMB CUPPED
1D829		SIGNWRITING HAND-FIST INDEX MIDDLE THUMB CIRCLED
1D82A		SIGNWRITING HAND-FIST INDEX MIDDLE THUMB HOOKED
1D82B		SIGNWRITING HAND-FIST INDEX MIDDLE THUMB HINGED
1D82C		SIGNWRITING HAND-FIST THUMB BETWEEN INDEX MIDDLE STRAIGHT
1D82D		SIGNWRITING HAND-FIST INDEX MIDDLE CONJOINED THUMB SIDE
1D82E		SIGNWRITING HAND-FIST INDEX MIDDLE CONJOINED THUMB SIDE CONJOINED
1D82F		SIGNWRITING HAND-FIST INDEX MIDDLE CONJOINED THUMB SIDE BENT
1D830		SIGNWRITING HAND-FIST MIDDLE THUMB HOOKED INDEX UP
1D831		SIGNWRITING HAND-FIST INDEX THUMB HOOKED MIDDLE UP
1D832		SIGNWRITING HAND-FIST INDEX MIDDLE CONJOINED HINGED THUMB SIDE
1D833		SIGNWRITING HAND-FIST INDEX MIDDLE CROSSED THUMB SIDE
1D834		SIGNWRITING HAND-FIST INDEX MIDDLE CONJOINED THUMB FORWARD
1D835		SIGNWRITING HAND-FIST INDEX MIDDLE CONJOINED CUPPED THUMB FORWARD
1D836		SIGNWRITING HAND-FIST MIDDLE THUMB CUPPED INDEX UP
1D837		SIGNWRITING HAND-FIST INDEX THUMB CUPPED MIDDLE UP
1D838		SIGNWRITING HAND-FIST MIDDLE THUMB CIRCLED INDEX UP
1D839		SIGNWRITING HAND-FIST MIDDLE THUMB CIRCLED INDEX HINGED
1D83A		SIGNWRITING HAND-FIST INDEX THUMB ANGLED OUT MIDDLE UP
1D83B		SIGNWRITING HAND-FIST INDEX THUMB ANGLED IN MIDDLE UP
1D83C		SIGNWRITING HAND-FIST INDEX THUMB CIRCLED MIDDLE UP
1D83D		SIGNWRITING HAND-FIST INDEX MIDDLE THUMB CONJOINED HINGED
1D83E		SIGNWRITING HAND-FIST INDEX MIDDLE THUMB ANGLED OUT
1D83F		SIGNWRITING HAND-FIST INDEX MIDDLE THUMB ANGLED
1D840		SIGNWRITING HAND-FIST MIDDLE THUMB ANGLED OUT INDEX UP
1D841		SIGNWRITING HAND-FIST MIDDLE THUMB ANGLED OUT INDEX CROSSED
1D842		SIGNWRITING HAND-FIST MIDDLE THUMB ANGLED INDEX UP
1D843		SIGNWRITING HAND-FIST INDEX THUMB HOOKED MIDDLE HINGED

**Handshapes with four fingers**

1D844		SIGNWRITING HAND-FLAT FOUR FINGERS
1D845		SIGNWRITING HAND-FLAT FOUR FINGERS BENT
1D846		SIGNWRITING HAND-FLAT FOUR FINGERS HINGED
1D847		SIGNWRITING HAND-FLAT FOUR FINGERS CONJOINED
1D848		SIGNWRITING HAND-FLAT FOUR FINGERS CONJOINED SPLIT
1D849		SIGNWRITING HAND-CLAW FOUR FINGERS CONJOINED
1D84A		SIGNWRITING HAND-FIST FOUR FINGERS CONJOINED BENT

1D84B  SIGNWRITING HAND-HINGE FOUR FINGERS CONJOINED

### Handshapes with five fingers

1D84C  SIGNWRITING HAND-FLAT FIVE FINGERS SPREAD


1D84D  SIGNWRITING HAND-FLAT HEEL FIVE FINGERS SPREAD

1D84E  SIGNWRITING HAND-FLAT FIVE FINGERS SPREAD FOUR BENT

1D84F  SIGNWRITING HAND-FLAT HEEL FIVE FINGERS SPREAD FOUR BENT

1D850  SIGNWRITING HAND-FLAT FIVE FINGERS SPREAD BENT

1D851  SIGNWRITING HAND-FLAT HEEL FIVE FINGERS SPREAD BENT

1D852  SIGNWRITING HAND-FLAT FIVE FINGERS SPREAD THUMB FORWARD


1D853  SIGNWRITING HAND-CUP FIVE FINGERS SPREAD


1D854  SIGNWRITING HAND-CUP FIVE FINGERS SPREAD OPEN

1D855  SIGNWRITING HAND-HINGE FIVE FINGERS SPREAD OPEN

1D856  SIGNWRITING HAND-OVAL FIVE FINGERS SPREAD

1D857  SIGNWRITING HAND-FLAT FIVE FINGERS SPREAD HINGED

1D858  SIGNWRITING HAND-FLAT FIVE FINGERS SPREAD HINGED THUMB SIDE

1D859  SIGNWRITING HAND-FLAT FIVE FINGERS SPREAD HINGED NO THUMB

1D85A  SIGNWRITING HAND-FLAT

1D85B  SIGNWRITING HAND-FLAT BETWEEN PALM FACINGS

1D85C  SIGNWRITING HAND-FLAT HEEL

1D85D  SIGNWRITING HAND-FLAT THUMB SIDE

1D85E  SIGNWRITING HAND-FLAT HEEL THUMB SIDE

1D85F  SIGNWRITING HAND-FLAT THUMB BENT

1D860  SIGNWRITING HAND-FLAT THUMB FORWARD

1D861  SIGNWRITING HAND-FLAT SPLIT INDEX THUMB SIDE


1D862  SIGNWRITING HAND-FLAT SPLIT CENTER

1D863  SIGNWRITING HAND-FLAT SPLIT CENTER THUMB SIDE

1D864  SIGNWRITING HAND-FLAT SPLIT CENTER THUMB SIDE BENT

1D865  SIGNWRITING HAND-FLAT SPLIT BABY


1D866  SIGNWRITING HAND-CLAW

1D867  SIGNWRITING HAND-CLAW THUMB SIDE

1D868  SIGNWRITING HAND-CLAW NO THUMB

1D869  SIGNWRITING HAND-CLAW THUMB FORWARD

1D86A  SIGNWRITING HAND-HOOK CURLICUE

1D86B  SIGNWRITING HAND-HOOK

1D86C  SIGNWRITING HAND-CUP OPEN

1D86D  SIGNWRITING HAND-CUP

1D86E  SIGNWRITING HAND-CUP OPEN THUMB SIDE

1D86F  SIGNWRITING HAND-CUP THUMB SIDE

1D870  SIGNWRITING HAND-CUP OPEN NO THUMB

1D871  SIGNWRITING HAND-CUP NO THUMB

1D872  SIGNWRITING HAND-CUP OPEN THUMB FORWARD

1D873  SIGNWRITING HAND-CUP THUMB FORWARD

1D874  SIGNWRITING HAND-CURLICUE OPEN

1D875  SIGNWRITING HAND-CURLICUE

1D876  SIGNWRITING HAND-CIRCLE

1D877  SIGNWRITING HAND-OVAL


1D878  SIGNWRITING HAND-OVAL THUMB SIDE


1D879  SIGNWRITING HAND-OVAL NO THUMB


1D87A  SIGNWRITING HAND-OVAL THUMB FORWARD


1D87B  SIGNWRITING HAND-HINGE OPEN


1D87C  SIGNWRITING HAND-HINGE OPEN THUMB FORWARD


1D87D  SIGNWRITING HAND-HINGE


1D87E  SIGNWRITING HAND-HINGE SMALL


1D87F  SIGNWRITING HAND-HINGE OPEN THUMB SIDE


1D880  SIGNWRITING HAND-HINGE THUMB SIDE

1D881  SIGNWRITING HAND-HINGE OPEN NO THUMB


1D882  SIGNWRITING HAND-HINGE NO THUMB


1D883  SIGNWRITING HAND-HINGE THUMB SIDE TOUCHING INDEX

1D884  SIGNWRITING HAND-HINGE THUMB BETWEEN MIDDLE RING


1D885  SIGNWRITING HAND-ANGLE

### Handshapes with baby finger

1D886  SIGNWRITING HAND-FIST INDEX MIDDLE RING


1D887  SIGNWRITING HAND-CIRCLE INDEX MIDDLE RING


1D888  SIGNWRITING HAND-HINGE INDEX MIDDLE RING


1D889  SIGNWRITING HAND-ANGLE INDEX MIDDLE RING


1D88A  SIGNWRITING HAND-HINGE BABY

1D88B  SIGNWRITING HAND-FIST INDEX MIDDLE RING BENT

1D88C  SIGNWRITING HAND-FIST INDEX MIDDLE RING CONJOINED


1D88D  SIGNWRITING HAND-HINGE INDEX MIDDLE RING CONJOINED


1D88E  SIGNWRITING HAND-FIST BABY DOWN


1D88F  SIGNWRITING HAND-FIST BABY DOWN RIPPLE STRAIGHT

1D890  SIGNWRITING HAND-FIST BABY DOWN RIPPLE CURVED


1D891  SIGNWRITING HAND-FIST BABY DOWN OTHERS CIRCLED

1D892  SIGNWRITING HAND-FIST BABY UP


1D893  SIGNWRITING HAND-FIST THUMB UNDER BABY UP


1D894  SIGNWRITING HAND-CIRCLE BABY UP


1D895  SIGNWRITING HAND-OVAL BABY UP

1D896  SIGNWRITING HAND-ANGLE BABY UP


1D897  SIGNWRITING HAND-FIST BABY RAISED KNUCKLE


1D898  SIGNWRITING HAND-FIST BABY BENT


1D899  SIGNWRITING HAND-FIST BABY TOUCHES THUMB

1D89A  SIGNWRITING HAND-FIST BABY THUMB

1D89B  SIGNWRITING HAND-HINGE BABY THUMB


1D89C  SIGNWRITING HAND-FIST BABY INDEX THUMB


1D89D  SIGNWRITING HAND-HINGE BABY INDEX THUMB


1D89E  SIGNWRITING HAND-ANGLE BABY INDEX THUMB INDEX THUMB OUT

1D89F  SIGNWRITING HAND-ANGLE BABY INDEX THUMB INDEX THUMB


1D8A0  SIGNWRITING HAND-FIST BABY INDEX


1D8A1  SIGNWRITING HAND-CIRCLE BABY INDEX


1D8A2  SIGNWRITING HAND-HINGE BABY INDEX


1D8A3  SIGNWRITING HAND-ANGLE BABY INDEX


### Handshapes with ring finger

1D8A4  SIGNWRITING HAND-FIST INDEX MIDDLE BABY

1D8A5  SIGNWRITING HAND-CIRCLE INDEX MIDDLE BABY

1D8A6  SIGNWRITING HAND-HINGE INDEX MIDDLE BABY

1D8A7  SIGNWRITING HAND-HINGE RING

1D8A8  SIGNWRITING HAND-ANGLE INDEX MIDDLE BABY

1D8A9		SIGNWRITING HAND-FIST INDEX MIDDLE CROSS BABY	1D8D5		SIGNWRITING HAND-CIRCLE MIDDLE RING BABY BENT
1D8AA		SIGNWRITING HAND-CIRCLE INDEX MIDDLE CROSS BABY	1D8D6		SIGNWRITING HAND-CLAW MIDDLE RING BABY CONJOINED
1D8AB		SIGNWRITING HAND-FIST RING DOWN	1D8D7		SIGNWRITING HAND-CLAW MIDDLE RING BABY CONJOINED SIDE
1D8AC		SIGNWRITING HAND-HINGE RING DOWN INDEX THUMB HOOK MIDDLE	1D8D8		SIGNWRITING HAND-HOOK MIDDLE RING BABY CONJOINED OUT
1D8AD		SIGNWRITING HAND-ANGLE RING DOWN MIDDLE THUMB INDEX CROSS	1D8D9		SIGNWRITING HAND-HOOK MIDDLE RING BABY CONJOINED IN
1D8AE		SIGNWRITING HAND-FIST RING UP	1D8DA		SIGNWRITING HAND-HOOK MIDDLE RING BABY CONJOINED
1D8AF		SIGNWRITING HAND-FIST RING RAISED KNUCKLE	1D8DB		SIGNWRITING HAND-HINGE INDEX HINGED
1D8B0		SIGNWRITING HAND-FIST RING BABY	1D8DC		SIGNWRITING HAND-FIST INDEX THUMB SIDE
1D8B1		SIGNWRITING HAND-CIRCLE RING BABY	1D8DD		SIGNWRITING HAND-HINGE INDEX THUMB SIDE
1D8B2		SIGNWRITING HAND-OVAL RING BABY	1D8DE		SIGNWRITING HAND-FIST INDEX THUMB SIDE THUMB DIAGONAL
1D8B3		SIGNWRITING HAND-ANGLE RING BABY	1D8DF		SIGNWRITING HAND-FIST INDEX THUMB SIDE THUMB CONJOINED
1D8B4		SIGNWRITING HAND-FIST RING MIDDLE	1D8E0		SIGNWRITING HAND-FIST INDEX THUMB SIDE THUMB BENT
1D8B5		SIGNWRITING HAND-FIST RING MIDDLE CONJOINED	1D8E1		SIGNWRITING HAND-FIST INDEX THUMB SIDE INDEX BENT
1D8B6		SIGNWRITING HAND-FIST RING MIDDLE RAISED KNUCKLES	1D8E2		SIGNWRITING HAND-FIST INDEX THUMB SIDE BOTH BENT
1D8B7		SIGNWRITING HAND-FIST RING INDEX	1D8E3		SIGNWRITING HAND-FIST INDEX THUMB SIDE INDEX HINGE
1D8B8		SIGNWRITING HAND-FIST RING THUMB	1D8E4		SIGNWRITING HAND-FIST INDEX THUMB FORWARD INDEX STRAIGHT
1D8B9		SIGNWRITING HAND-HOOK RING THUMB	1D8E5		SIGNWRITING HAND-FIST INDEX THUMB FORWARD INDEX BENT

### Handshapes with middle finger

1D8BA		SIGNWRITING HAND-FIST INDEX RING BABY	1D8E6		SIGNWRITING HAND-FIST INDEX THUMB HOOK
1D8BB		SIGNWRITING HAND-CIRCLE INDEX RING BABY	1D8E7		SIGNWRITING HAND-FIST INDEX THUMB CURLICUE
1D8BC		SIGNWRITING HAND-CURLICUE INDEX RING BABY ON	1D8E8		SIGNWRITING HAND-FIST INDEX THUMB CURVE THUMB INSIDE
1D8BD		SIGNWRITING HAND-HOOK INDEX RING BABY OUT	1D8E9		SIGNWRITING HAND-CLAW INDEX THUMB CURVE THUMB INSIDE
1D8BE		SIGNWRITING HAND-HOOK INDEX RING BABY IN	1D8EA		SIGNWRITING HAND-FIST INDEX THUMB CURVE THUMB UNDER
1D8BF		SIGNWRITING HAND-HOOK INDEX RING BABY UNDER	1D8EB		SIGNWRITING HAND-FIST INDEX THUMB CIRCLE
1D8C0		SIGNWRITING HAND-CUP INDEX RING BABY	1D8EC		SIGNWRITING HAND-CUP INDEX THUMB
1D8C1		SIGNWRITING HAND-HINGE INDEX RING BABY	1D8ED		SIGNWRITING HAND-CUP INDEX THUMB OPEN
1D8C2		SIGNWRITING HAND-ANGLE INDEX RING BABY OUT	1D8EE		SIGNWRITING HAND-HINGE INDEX THUMB OPEN
1D8C3		SIGNWRITING HAND-ANGLE INDEX RING BABY	1D8EF		SIGNWRITING HAND-HINGE INDEX THUMB LARGE
1D8C4		SIGNWRITING HAND-FIST MIDDLE DOWN	1D8F0		SIGNWRITING HAND-HINGE INDEX THUMB
1D8C5		SIGNWRITING HAND-HINGE MIDDLE	1D8F1		SIGNWRITING HAND-HINGE INDEX THUMB SMALL
1D8C6		SIGNWRITING HAND-FIST MIDDLE UP	1D8F2		SIGNWRITING HAND-ANGLE INDEX THUMB OUT
1D8C7		SIGNWRITING HAND-CIRCLE MIDDLE UP	1D8F3		SIGNWRITING HAND-ANGLE INDEX THUMB IN
1D8C8		SIGNWRITING HAND-FIST MIDDLE RAISED KNUCKLE	1D8F4		SIGNWRITING HAND-ANGLE INDEX THUMB
1D8C9		SIGNWRITING HAND-FIST MIDDLE UP THUMB SIDE			
1D8CA		SIGNWRITING HAND-HOOK MIDDLE THUMB			
1D8CB		SIGNWRITING HAND-FIST MIDDLE THUMB BABY			
1D8CC		SIGNWRITING HAND-FIST MIDDLE BABY			

### Handshapes with index finger and thumb

1D8CD		SIGNWRITING HAND-FIST MIDDLE RING BABY
1D8CE		SIGNWRITING HAND-CIRCLE MIDDLE RING BABY
1D8CF		SIGNWRITING HAND-CURLICUE MIDDLE RING BABY ON
1D8D0		SIGNWRITING HAND-CUP MIDDLE RING BABY
1D8D1		SIGNWRITING HAND-HINGE MIDDLE RING BABY
1D8D2		SIGNWRITING HAND-ANGLE MIDDLE RING BABY OUT
1D8D3		SIGNWRITING HAND-ANGLE MIDDLE RING BABY IN
1D8D4		SIGNWRITING HAND-ANGLE MIDDLE RING BABY

### Handshapes with thumb

1D8F5		SIGNWRITING HAND-FIST THUMB
1D8F6		SIGNWRITING HAND-FIST THUMB HEEL
1D8F7		SIGNWRITING HAND-FIST THUMB SIDE DIAGONAL
1D8F8		SIGNWRITING HAND-FIST THUMB SIDE CONJOINED
1D8F9		SIGNWRITING HAND-FIST THUMB SIDE BENT
1D8FA		SIGNWRITING HAND-FIST THUMB FORWARD
1D8FB		SIGNWRITING HAND-FIST THUMB BETWEEN INDEX MIDDLE
1D8FC		SIGNWRITING HAND-FIST THUMB BETWEEN MIDDLE RING
1D8FD		SIGNWRITING HAND-FIST THUMB BETWEEN RING BABY

1D8FE		SIGNWRITING HAND-FIST THUMB UNDER TWO FINGERS
1D8FF		SIGNWRITING HAND-FIST THUMB OVER TWO FINGERS
1D900		SIGNWRITING HAND-FIST THUMB UNDER THREE FINGERS
1D901		SIGNWRITING HAND-FIST THUMB UNDER FOUR FINGERS
1D902		SIGNWRITING HAND-FIST THUMB OVER FOUR RAISED KNUCKLES
1D903		SIGNWRITING HAND-FIST
1D904		SIGNWRITING HAND-FIST HEEL

### Contact movement indicators

1D905	*	SIGNWRITING TOUCH SINGLE
1D906	**	SIGNWRITING TOUCH MULTIPLE
1D907	·	SIGNWRITING TOUCH BETWEEN
1D908	+	SIGNWRITING GRASP SINGLE
1D909	++	SIGNWRITING GRASP MULTIPLE
1D90A	+	SIGNWRITING GRASP BETWEEN
1D90B	#	SIGNWRITING STRIKE SINGLE
1D90C	##	SIGNWRITING STRIKE MULTIPLE
1D90D	#	SIGNWRITING STRIKE BETWEEN
1D90E	⊙	SIGNWRITING BRUSH SINGLE
1D90F	⊙⊙	SIGNWRITING BRUSH MULTIPLE
1D910	⊙	SIGNWRITING BRUSH BETWEEN
1D911	ⓔ	SIGNWRITING RUB SINGLE
1D912	ⓔⓔ	SIGNWRITING RUB MULTIPLE
1D913	ⓔ	SIGNWRITING RUB BETWEEN
1D914	△	SIGNWRITING SURFACE SYMBOLS
1D915	⊕	SIGNWRITING SURFACE BETWEEN

### Finger movement indicators

1D916	●	SIGNWRITING SQUEEZE LARGE SINGLE
1D917	●	SIGNWRITING SQUEEZE SMALL SINGLE
1D918	●●	SIGNWRITING SQUEEZE LARGE MULTIPLE
1D919	●●	SIGNWRITING SQUEEZE SMALL MULTIPLE
1D91A	↘	SIGNWRITING SQUEEZE SEQUENTIAL
1D91B	○	SIGNWRITING FLICK LARGE SINGLE
1D91C	○	SIGNWRITING FLICK SMALL SINGLE
1D91D	○○	SIGNWRITING FLICK LARGE MULTIPLE
1D91E	○○	SIGNWRITING FLICK SMALL MULTIPLE
1D91F	↘	SIGNWRITING FLICK SEQUENTIAL
1D920	○●○	SIGNWRITING SQUEEZE FLICK ALTERNATING

### Movement indicators

1D921	↕	SIGNWRITING MOVEMENT-HINGE UP DOWN LARGE
1D922	∧	SIGNWRITING MOVEMENT-HINGE UP DOWN SMALL
1D923	↘	SIGNWRITING MOVEMENT-HINGE UP SEQUENTIAL
1D924	↘	SIGNWRITING MOVEMENT-HINGE DOWN SEQUENTIAL
1D925	↕	SIGNWRITING MOVEMENT-HINGE UP DOWN ALTERNATING LARGE
1D926	∧	SIGNWRITING MOVEMENT-HINGE UP DOWN ALTERNATING SMALL
1D927	⊞	SIGNWRITING MOVEMENT-HINGE SIDE TO SIDE SCISSORS
1D928	↕	SIGNWRITING MOVEMENT-WALLPLANE FINGER CONTACT
1D929	↑	SIGNWRITING MOVEMENT-FLOORPLANE FINGER CONTACT
1D92A	↑	SIGNWRITING MOVEMENT-WALLPLANE SINGLE STRAIGHT SMALL
1D92B	↑	SIGNWRITING MOVEMENT-WALLPLANE SINGLE STRAIGHT MEDIUM
1D92C	↑	SIGNWRITING MOVEMENT-WALLPLANE SINGLE STRAIGHT LARGE

1D92D	↑	SIGNWRITING MOVEMENT-WALLPLANE SINGLE STRAIGHT LARGEST
1D92E	↕	SIGNWRITING MOVEMENT-WALLPLANE SINGLE WRIST FLEX
1D92F	↕↕	SIGNWRITING MOVEMENT-WALLPLANE DOUBLE STRAIGHT
1D930	↕↕	SIGNWRITING MOVEMENT-WALLPLANE DOUBLE WRIST FLEX
1D931	↕↕	SIGNWRITING MOVEMENT-WALLPLANE DOUBLE ALTERNATING
1D932	↕↕	SIGNWRITING MOVEMENT-WALLPLANE DOUBLE ALTERNATING WRIST FLEX
1D933	↕↕	SIGNWRITING MOVEMENT-WALLPLANE CROSS
1D934	↕↕↕	SIGNWRITING MOVEMENT-WALLPLANE TRIPLE STRAIGHT MOVEMENT
1D935	↕↕↕	SIGNWRITING MOVEMENT-WALLPLANE TRIPLE WRIST FLEX
1D936	↕↕↕	SIGNWRITING MOVEMENT-WALLPLANE TRIPLE ALTERNATING
1D937	↕↕↕	SIGNWRITING MOVEMENT-WALLPLANE TRIPLE ALTERNATING WRIST FLEX
1D938	↕	SIGNWRITING MOVEMENT-WALLPLANE BEND SMALL
1D939	↕	SIGNWRITING MOVEMENT-WALLPLANE BEND MEDIUM
1D93A	↕	SIGNWRITING MOVEMENT-WALLPLANE BEND LARGE
1D93B	↕	SIGNWRITING MOVEMENT-WALLPLANE CORNER SMALL
1D93C	↕	SIGNWRITING MOVEMENT-WALLPLANE CORNER MEDIUM
1D93D	↕	SIGNWRITING MOVEMENT-WALLPLANE CORNER LARGE
1D93E	↕	SIGNWRITING MOVEMENT-WALLPLANE CORNER ROTATION
1D93F	↕	SIGNWRITING MOVEMENT-WALLPLANE CHECK SMALL
1D940	↕	SIGNWRITING MOVEMENT-WALLPLANE CHECK MEDIUM
1D941	↕	SIGNWRITING MOVEMENT-WALLPLANE CHECK LARGE
1D942	↕	SIGNWRITING MOVEMENT-WALLPLANE BOX SMALL
1D943	↕	SIGNWRITING MOVEMENT-WALLPLANE BOX MEDIUM
1D944	↕	SIGNWRITING MOVEMENT-WALLPLANE BOX LARGE
1D945	↕	SIGNWRITING MOVEMENT-WALLPLANE ZIGZAG SMALL
1D946	↕	SIGNWRITING MOVEMENT-WALLPLANE ZIGZAG MEDIUM
1D947	↕	SIGNWRITING MOVEMENT-WALLPLANE ZIGZAG LARGE
1D948	↕	SIGNWRITING MOVEMENT-WALLPLANE PEAKS SMALL
1D949	↕	SIGNWRITING MOVEMENT-WALLPLANE PEAKS MEDIUM
1D94A	↕	SIGNWRITING MOVEMENT-WALLPLANE PEAKS LARGE
1D94B	↕	SIGNWRITING TRAVEL-WALLPLANE ROTATION-WALLPLANE SINGLE
1D94C	↕	SIGNWRITING TRAVEL-WALLPLANE ROTATION-WALLPLANE DOUBLE
1D94D	↕	SIGNWRITING TRAVEL-WALLPLANE ROTATION-WALLPLANE ALTERNATING
1D94E	↕	SIGNWRITING TRAVEL-WALLPLANE ROTATION-FLOORPLANE SINGLE
1D94F	↕	SIGNWRITING TRAVEL-WALLPLANE ROTATION-FLOORPLANE DOUBLE
1D950	↕	SIGNWRITING TRAVEL-WALLPLANE ROTATION-FLOORPLANE ALTERNATING
1D951	↕	SIGNWRITING TRAVEL-WALLPLANE SHAKING
1D952	↕	SIGNWRITING TRAVEL-WALLPLANE ARM SPIRAL SINGLE



1D953	⌘	SIGNWRITING TRAVEL-WALLPLANE ARM SPIRAL DOUBLE	1D978	↶	SIGNWRITING MOVEMENT-FLOORPLANE BOX SMALL
1D954	⌘	SIGNWRITING TRAVEL-WALLPLANE ARM SPIRAL TRIPLE	1D979	↷	SIGNWRITING MOVEMENT-FLOORPLANE BOX MEDIUM
1D955	⌘	SIGNWRITING MOVEMENT-DIAGONAL AWAY SMALL	1D97A	↸	SIGNWRITING MOVEMENT-FLOORPLANE BOX LARGE
1D956	⌘	SIGNWRITING MOVEMENT-DIAGONAL AWAY MEDIUM	1D97B	↶	SIGNWRITING MOVEMENT-FLOORPLANE ZIGZAG SMALL
1D957	⌘	SIGNWRITING MOVEMENT-DIAGONAL AWAY LARGE	1D97C	↷	SIGNWRITING MOVEMENT-FLOORPLANE ZIGZAG MEDIUM
1D958	⌘	SIGNWRITING MOVEMENT-DIAGONAL AWAY LARGEST	1D97D	↸	SIGNWRITING MOVEMENT-FLOORPLANE ZIGZAG LARGE
1D959	⌘	SIGNWRITING MOVEMENT-DIAGONAL TOWARDS SMALL	1D97E	↶	SIGNWRITING MOVEMENT-FLOORPLANE PEAKS SMALL
1D95A	⌘	SIGNWRITING MOVEMENT-DIAGONAL TOWARDS MEDIUM	1D97F	↷	SIGNWRITING MOVEMENT-FLOORPLANE PEAKS MEDIUM
1D95B	⌘	SIGNWRITING MOVEMENT-DIAGONAL TOWARDS LARGE	1D980	↸	SIGNWRITING MOVEMENT-FLOORPLANE PEAKS LARGE
1D95C	⌘	SIGNWRITING MOVEMENT-DIAGONAL TOWARDS LARGEST	1D981	↶	SIGNWRITING TRAVEL-FLOORPLANE ROTATION-FLOORPLANE SINGLE
1D95D	⌘	SIGNWRITING MOVEMENT-DIAGONAL BETWEEN AWAY SMALL	1D982	↷	SIGNWRITING TRAVEL-FLOORPLANE ROTATION-FLOORPLANE DOUBLE
1D95E	⌘	SIGNWRITING MOVEMENT-DIAGONAL BETWEEN AWAY MEDIUM	1D983	↸	SIGNWRITING TRAVEL-FLOORPLANE ROTATION-FLOORPLANE ALTERNATING
1D95F	⌘	SIGNWRITING MOVEMENT-DIAGONAL BETWEEN AWAY LARGE	1D984	↶	SIGNWRITING TRAVEL-FLOORPLANE ROTATION-WALLPLANE SINGLE
1D960	⌘	SIGNWRITING MOVEMENT-DIAGONAL BETWEEN AWAY LARGEST	1D985	↷	SIGNWRITING TRAVEL-FLOORPLANE ROTATION-WALLPLANE DOUBLE
1D961	⌘	SIGNWRITING MOVEMENT-DIAGONAL BETWEEN TOWARDS SMALL	1D986	↸	SIGNWRITING TRAVEL-FLOORPLANE ROTATION-WALLPLANE ALTERNATING
1D962	⌘	SIGNWRITING MOVEMENT-DIAGONAL BETWEEN TOWARDS MEDIUM	1D987	↶	SIGNWRITING TRAVEL-FLOORPLANE SHAKING
1D963	⌘	SIGNWRITING MOVEMENT-DIAGONAL BETWEEN TOWARDS LARGE	1D988	↷	SIGNWRITING MOVEMENT-WALLPLANE CURVE QUARTER SMALL
1D964	⌘	SIGNWRITING MOVEMENT-DIAGONAL BETWEEN TOWARDS LARGEST	1D989	↸	SIGNWRITING MOVEMENT-WALLPLANE CURVE QUARTER MEDIUM
1D965	↶	SIGNWRITING MOVEMENT-FLOORPLANE SINGLE STRAIGHT SMALL	1D98A	↶	SIGNWRITING MOVEMENT-WALLPLANE CURVE QUARTER LARGE
1D966	↶	SIGNWRITING MOVEMENT-FLOORPLANE SINGLE STRAIGHT MEDIUM	1D98B	↷	SIGNWRITING MOVEMENT-WALLPLANE CURVE QUARTER LARGEST
1D967	↶	SIGNWRITING MOVEMENT-FLOORPLANE SINGLE STRAIGHT LARGE	1D98C	↸	SIGNWRITING MOVEMENT-WALLPLANE CURVE HALF-CIRCLE SMALL
1D968	↶	SIGNWRITING MOVEMENT-FLOORPLANE SINGLE STRAIGHT LARGEST	1D98D	↶	SIGNWRITING MOVEMENT-WALLPLANE CURVE HALF-CIRCLE MEDIUM
1D969	↶	SIGNWRITING MOVEMENT-FLOORPLANE SINGLE WRIST FLEX	1D98E	↷	SIGNWRITING MOVEMENT-WALLPLANE CURVE HALF-CIRCLE LARGE
1D96A	↶	SIGNWRITING MOVEMENT-FLOORPLANE DOUBLE STRAIGHT	1D98F	↸	SIGNWRITING MOVEMENT-WALLPLANE CURVE HALF-CIRCLE LARGEST
1D96B	↶	SIGNWRITING MOVEMENT-FLOORPLANE DOUBLE WRIST FLEX	1D990	↶	SIGNWRITING MOVEMENT-WALLPLANE CURVE THREE-QUARTER CIRCLE SMALL
1D96C	↶	SIGNWRITING MOVEMENT-FLOORPLANE DOUBLE ALTERNATING	1D991	↷	SIGNWRITING MOVEMENT-WALLPLANE CURVE THREE-QUARTER CIRCLE MEDIUM
1D96D	↶	SIGNWRITING MOVEMENT-FLOORPLANE DOUBLE ALTERNATING WRIST FLEX	1D992	↸	SIGNWRITING MOVEMENT-WALLPLANE HUMPS SMALL
1D96E	↶	SIGNWRITING MOVEMENT-FLOORPLANE CROSS	1D993	↶	SIGNWRITING MOVEMENT-WALLPLANE HUMPS MEDIUM
1D96F	↶	SIGNWRITING MOVEMENT-FLOORPLANE TRIPLE STRAIGHT MOVEMENT	1D994	↷	SIGNWRITING MOVEMENT-WALLPLANE HUMPS LARGE
1D970	↶	SIGNWRITING MOVEMENT-FLOORPLANE TRIPLE WRIST FLEX	1D995	↸	SIGNWRITING MOVEMENT-WALLPLANE LOOP SMALL
1D971	↶	SIGNWRITING MOVEMENT-FLOORPLANE TRIPLE ALTERNATING MOVEMENT	1D996	↶	SIGNWRITING MOVEMENT-WALLPLANE LOOP MEDIUM
1D972	↶	SIGNWRITING MOVEMENT-FLOORPLANE TRIPLE ALTERNATING WRIST FLEX	1D997	↷	SIGNWRITING MOVEMENT-WALLPLANE LOOP LARGE
1D973	↶	SIGNWRITING MOVEMENT-FLOORPLANE BEND	1D998	↸	SIGNWRITING MOVEMENT-WALLPLANE LOOP SMALL DOUBLE
1D974	↶	SIGNWRITING MOVEMENT-FLOORPLANE CORNER SMALL	1D999	↶	SIGNWRITING MOVEMENT-WALLPLANE WAVE CURVE DOUBLE SMALL
1D975	↶	SIGNWRITING MOVEMENT-FLOORPLANE CORNER MEDIUM	1D99A	↷	SIGNWRITING MOVEMENT-WALLPLANE WAVE CURVE DOUBLE MEDIUM
1D976	↶	SIGNWRITING MOVEMENT-FLOORPLANE CORNER LARGE	1D99B	↸	SIGNWRITING MOVEMENT-WALLPLANE WAVE CURVE DOUBLE LARGE
1D977	↶	SIGNWRITING MOVEMENT-FLOORPLANE CHECK	1D99C	↶	SIGNWRITING MOVEMENT-WALLPLANE WAVE CURVE TRIPLE SMALL

1D99D		SIGNWRITING MOVEMENT-WALLPLANE WAVE CURVE TRIPLE MEDIUM	1D9C2		SIGNWRITING MOVEMENT-FLOORPLANE WAVE HITTING CEILING LARGE
1D99E		SIGNWRITING MOVEMENT-WALLPLANE WAVE CURVE TRIPLE LARGE	1D9C3		SIGNWRITING ROTATION-FLOORPLANE SINGLE HITTING CEILING
1D99F		SIGNWRITING MOVEMENT-WALLPLANE CURVE THEN STRAIGHT	1D9C4		SIGNWRITING ROTATION-FLOORPLANE DOUBLE HITTING CEILING
1D9A0		SIGNWRITING MOVEMENT-WALLPLANE CURVED CROSS SMALL	1D9C5		SIGNWRITING ROTATION-FLOORPLANE ALTERNATING HITTING CEILING
1D9A1		SIGNWRITING MOVEMENT-WALLPLANE CURVED CROSS MEDIUM	1D9C6		SIGNWRITING MOVEMENT-FLOORPLANE CURVE HITTING FLOOR SMALL
1D9A2		SIGNWRITING ROTATION-WALLPLANE SINGLE	1D9C7		SIGNWRITING MOVEMENT-FLOORPLANE CURVE HITTING FLOOR LARGE
1D9A3		SIGNWRITING ROTATION-WALLPLANE DOUBLE	1D9C8		SIGNWRITING MOVEMENT-FLOORPLANE HUMP HITTING FLOOR SMALL DOUBLE
1D9A4		SIGNWRITING ROTATION-WALLPLANE ALTERNATE	1D9C9		SIGNWRITING MOVEMENT-FLOORPLANE HUMP HITTING FLOOR LARGE DOUBLE
1D9A5		SIGNWRITING MOVEMENT-WALLPLANE SHAKING	1D9CA		SIGNWRITING MOVEMENT-FLOORPLANE HUMP HITTING FLOOR TRIPLE SMALL TRIPLE
1D9A6		SIGNWRITING MOVEMENT-WALLPLANE CURVE HITTING FRONT WALL	1D9CB		SIGNWRITING MOVEMENT-FLOORPLANE HUMP HITTING FLOOR TRIPLE LARGE TRIPLE
1D9A7		SIGNWRITING MOVEMENT-WALLPLANE HUMP HITTING FRONT WALL	1D9CC		SIGNWRITING MOVEMENT-FLOORPLANE LOOP HITTING FLOOR SMALL SINGLE
1D9A8		SIGNWRITING MOVEMENT-WALLPLANE LOOP HITTING FRONT WALL	1D9CD		SIGNWRITING MOVEMENT-FLOORPLANE LOOP HITTING FLOOR LARGE SINGLE
1D9A9		SIGNWRITING MOVEMENT-WALLPLANE WAVE HITTING FRONT WALL	1D9CE		SIGNWRITING MOVEMENT-FLOORPLANE LOOP HITTING FLOOR SMALL DOUBLE
1D9AA		SIGNWRITING ROTATION-WALLPLANE SINGLE HITTING FRONT WALL	1D9CF		SIGNWRITING MOVEMENT-FLOORPLANE LOOP HITTING FLOOR LARGE DOUBLE
1D9AB		SIGNWRITING ROTATION-WALLPLANE DOUBLE HITTING FRONT WALL	1D9D0		SIGNWRITING MOVEMENT-FLOORPLANE WAVE HITTING FLOOR SMALL
1D9AC		SIGNWRITING ROTATION-WALLPLANE ALTERNATING HITTING FRONT WALL	1D9D1		SIGNWRITING MOVEMENT-FLOORPLANE WAVE HITTING FLOOR LARGE
1D9AD		SIGNWRITING MOVEMENT-WALLPLANE CURVE HITTING CHEST	1D9D2		SIGNWRITING ROTATION-FLOORPLANE SINGLE HITTING FLOOR
1D9AE		SIGNWRITING MOVEMENT-WALLPLANE HUMP HITTING CHEST	1D9D3		SIGNWRITING ROTATION-FLOORPLANE DOUBLE HITTING FLOOR
1D9AF		SIGNWRITING MOVEMENT-WALLPLANE LOOP HITTING CHEST	1D9D4		SIGNWRITING ROTATION-FLOORPLANE ALTERNATING HITTING FLOOR
1D9B0		SIGNWRITING MOVEMENT-WALLPLANE WAVE HITTING CHEST	1D9D5		SIGNWRITING MOVEMENT-FLOORPLANE CURVE SMALL
1D9B1		SIGNWRITING ROTATION-WALLPLANE SINGLE HITTING CHEST	1D9D6		SIGNWRITING MOVEMENT-FLOORPLANE CURVE MEDIUM
1D9B2		SIGNWRITING ROTATION-WALLPLANE DOUBLE HITTING CHEST	1D9D7		SIGNWRITING MOVEMENT-FLOORPLANE CURVE LARGE
1D9B3		SIGNWRITING ROTATION-WALLPLANE ALTERNATING HITTING CHEST	1D9D8		SIGNWRITING MOVEMENT-FLOORPLANE CURVE LARGEST
1D9B4		SIGNWRITING MOVEMENT-WALLPLANE WAVE DIAGONAL PATH SMALL	1D9D9		SIGNWRITING MOVEMENT-FLOORPLANE CURVE COMBINED
1D9B5		SIGNWRITING MOVEMENT-WALLPLANE WAVE DIAGONAL PATH MEDIUM	1D9DA		SIGNWRITING MOVEMENT-FLOORPLANE HUMP SMALL
1D9B6		SIGNWRITING MOVEMENT-WALLPLANE WAVE DIAGONAL PATH LARGE	1D9DB		SIGNWRITING MOVEMENT-FLOORPLANE LOOP SMALL
1D9B7		SIGNWRITING MOVEMENT-FLOORPLANE CURVE HITTING CEILING SMALL	1D9DC		SIGNWRITING MOVEMENT-FLOORPLANE WAVE SNAKE
1D9B8		SIGNWRITING MOVEMENT-FLOORPLANE CURVE HITTING CEILING LARGE	1D9DD		SIGNWRITING MOVEMENT-FLOORPLANE WAVE SMALL
1D9B9		SIGNWRITING MOVEMENT-FLOORPLANE HUMP HITTING CEILING SMALL DOUBLE	1D9DE		SIGNWRITING MOVEMENT-FLOORPLANE WAVE LARGE
1D9BA		SIGNWRITING MOVEMENT-FLOORPLANE HUMP HITTING CEILING LARGE DOUBLE	1D9DF		SIGNWRITING ROTATION-FLOORPLANE SINGLE
1D9BB		SIGNWRITING MOVEMENT-FLOORPLANE HUMP HITTING CEILING SMALL TRIPLE	1D9E0		SIGNWRITING ROTATION-FLOORPLANE DOUBLE
1D9BC		SIGNWRITING MOVEMENT-FLOORPLANE HUMP HITTING CEILING LARGE TRIPLE	1D9E1		SIGNWRITING ROTATION-FLOORPLANE ALTERNATING
1D9BD		SIGNWRITING MOVEMENT-FLOORPLANE LOOP HITTING CEILING SMALL SINGLE	1D9E2		SIGNWRITING MOVEMENT-FLOORPLANE SHAKING PARALLEL
1D9BE		SIGNWRITING MOVEMENT-FLOORPLANE LOOP HITTING CEILING LARGE SINGLE	1D9E3		SIGNWRITING MOVEMENT-WALLPLANE ARM CIRCLE SMALL SINGLE
1D9BF		SIGNWRITING MOVEMENT-FLOORPLANE LOOP HITTING CEILING SMALL DOUBLE	1D9E4		SIGNWRITING MOVEMENT-WALLPLANE ARM CIRCLE MEDIUM SINGLE
1D9C0		SIGNWRITING MOVEMENT-FLOORPLANE LOOP HITTING CEILING LARGE DOUBLE	1D9E5		SIGNWRITING MOVEMENT-WALLPLANE ARM CIRCLE SMALL DOUBLE
1D9C1		SIGNWRITING MOVEMENT-FLOORPLANE WAVE HITTING CEILING SMALL	1D9E6		SIGNWRITING MOVEMENT-WALLPLANE ARM CIRCLE MEDIUM DOUBLE

1D9E7		SIGNWRITING MOVEMENT-FLOORPLANE ARM CIRCLE HITTING WALL SMALL SINGLE	1DA10		SIGNWRITING DREAMY EYEBROWS NEUTRAL UP
1D9E8		SIGNWRITING MOVEMENT-FLOORPLANE ARM CIRCLE HITTING WALL MEDIUM SINGLE	1DA11		SIGNWRITING FOREHEAD NEUTRAL
1D9E9		SIGNWRITING MOVEMENT-FLOORPLANE ARM CIRCLE HITTING WALL LARGE SINGLE	1DA12		SIGNWRITING FOREHEAD CONTACT
1D9EA		SIGNWRITING MOVEMENT-FLOORPLANE ARM CIRCLE HITTING WALL SMALL DOUBLE	1DA13		SIGNWRITING FOREHEAD WRINKLED
1D9EB		SIGNWRITING MOVEMENT-FLOORPLANE ARM CIRCLE HITTING WALL MEDIUM DOUBLE	1DA14		SIGNWRITING EYES OPEN
1D9EC		SIGNWRITING MOVEMENT-FLOORPLANE ARM CIRCLE HITTING WALL LARGE DOUBLE	1DA15		SIGNWRITING EYES SQUEEZED
1D9ED		SIGNWRITING MOVEMENT-WALLPLANE WRIST CIRCLE FRONT SINGLE	1DA16		SIGNWRITING EYES CLOSED
1D9EE		SIGNWRITING MOVEMENT-WALLPLANE WRIST CIRCLE FRONT DOUBLE	1DA17		SIGNWRITING EYE BLINK SINGLE
1D9EF		SIGNWRITING MOVEMENT-FLOORPLANE WRIST CIRCLE HITTING WALL SINGLE	1DA18		SIGNWRITING EYE BLINK MULTIPLE
1D9F0		SIGNWRITING MOVEMENT-FLOORPLANE WRIST CIRCLE HITTING WALL DOUBLE	1DA19		SIGNWRITING EYES HALF OPEN
1D9F1		SIGNWRITING MOVEMENT-WALLPLANE FINGER CIRCLES SINGLE	1DA1A		SIGNWRITING EYES WIDE OPEN
1D9F2		SIGNWRITING MOVEMENT-WALLPLANE FINGER CIRCLES DOUBLE	1DA1B		SIGNWRITING EYES HALF CLOSED
1D9F3		SIGNWRITING MOVEMENT-FLOORPLANE FINGER CIRCLES HITTING WALL SINGLE	1DA1C		SIGNWRITING EYES WIDENING MOVEMENT
1D9F4		SIGNWRITING MOVEMENT-FLOORPLANE FINGER CIRCLES HITTING WALL DOUBLE	1DA1D		SIGNWRITING EYE WINK • squeezed eye blink

### Dynamics indicators

1D9F5		SIGNWRITING DYNAMIC ARROWHEAD SMALL	1DA1E		SIGNWRITING EYELASHES UP
1D9F6		SIGNWRITING DYNAMIC ARROWHEAD LARGE	1DA1F		SIGNWRITING EYELASHES DOWN
1D9F7		SIGNWRITING DYNAMIC FAST	1DA20		SIGNWRITING EYELASHES FLUTTERING
1D9F8		SIGNWRITING DYNAMIC SLOW	1DA21		SIGNWRITING EYEGAZE-WALLPLANE STRAIGHT
1D9F9		SIGNWRITING DYNAMIC TENSE	1DA22		SIGNWRITING EYEGAZE-WALLPLANE STRAIGHT DOUBLE
1D9FA		SIGNWRITING DYNAMIC RELAXED	1DA23		SIGNWRITING EYEGAZE-WALLPLANE STRAIGHT ALTERNATING
1D9FB		SIGNWRITING DYNAMIC SIMULTANEOUS	1DA24		SIGNWRITING EYEGAZE-FLOORPLANE STRAIGHT
1D9FC		SIGNWRITING DYNAMIC SIMULTANEOUS ALTERNATING	1DA25		SIGNWRITING EYEGAZE-FLOORPLANE STRAIGHT DOUBLE
1D9FD		SIGNWRITING DYNAMIC EVERY OTHER TIME	1DA26		SIGNWRITING EYEGAZE-FLOORPLANE STRAIGHT ALTERNATING
1D9FE		SIGNWRITING DYNAMIC GRADUAL	1DA27		SIGNWRITING EYEGAZE-WALLPLANE CURVED
			1DA28		SIGNWRITING EYEGAZE-FLOORPLANE CURVED
			1DA29		SIGNWRITING EYEGAZE-WALLPLANE CIRCLING

### Headshapes

1D9FF		SIGNWRITING HEAD	1DA2A		SIGNWRITING CHEEKS PUFFED
1DA00		SIGNWRITING HEAD RIM	1DA2B		SIGNWRITING CHEEKS NEUTRAL
1DA01		SIGNWRITING HEAD MOVEMENT-WALLPLANE STRAIGHT	1DA2C		SIGNWRITING CHEEKS SUCKED
1DA02		SIGNWRITING HEAD MOVEMENT-WALLPLANE TILT	1DA2D		SIGNWRITING TENSE CHEEKS HIGH
1DA03		SIGNWRITING HEAD MOVEMENT-FLOORPLANE STRAIGHT	1DA2E		SIGNWRITING TENSE CHEEKS MIDDLE
1DA04		SIGNWRITING HEAD MOVEMENT-WALLPLANE CURVE	1DA2F		SIGNWRITING TENSE CHEEKS LOW
1DA05		SIGNWRITING HEAD MOVEMENT-FLOORPLANE CURVE	1DA30		SIGNWRITING EARS
1DA06		SIGNWRITING HEAD MOVEMENT CIRCLE	1DA31		SIGNWRITING NOSE NEUTRAL
1DA07		SIGNWRITING FACE DIRECTION POSITION NOSE FORWARD TILTING	1DA32		SIGNWRITING NOSE CONTACT
1DA08		SIGNWRITING FACE DIRECTION POSITION NOSE UP OR DOWN	1DA33		SIGNWRITING NOSE WRINKLES
1DA09		SIGNWRITING FACE DIRECTION POSITION NOSE UP OR DOWN TILTING	1DA34		SIGNWRITING NOSE WIGGLES
1DA0A		SIGNWRITING EYEBROWS STRAIGHT UP	1DA35		SIGNWRITING AIR BLOWING OUT
1DA0B		SIGNWRITING EYEBROWS STRAIGHT NEUTRAL	1DA36		SIGNWRITING AIR SUCKING IN
1DA0C		SIGNWRITING EYEBROWS STRAIGHT DOWN	1DA37		SIGNWRITING AIR BLOW SMALL ROTATIONS
1DA0D		SIGNWRITING DREAMY EYEBROWS NEUTRAL DOWN	1DA38		SIGNWRITING AIR SUCK SMALL ROTATIONS
1DA0E		SIGNWRITING DREAMY EYEBROWS DOWN NEUTRAL	1DA39		SIGNWRITING BREATH INHALE
1DA0F		SIGNWRITING DREAMY EYEBROWS UP NEUTRAL	1DA3A		SIGNWRITING BREATH EXHALE
			1DA3B		SIGNWRITING MOUTH CLOSED NEUTRAL
			1DA3C		SIGNWRITING MOUTH CLOSED FORWARD
			1DA3D		SIGNWRITING MOUTH CLOSED CONTACT
			1DA3E		SIGNWRITING MOUTH SMILE
			1DA3F		SIGNWRITING MOUTH SMILE WRINKLED
			1DA40		SIGNWRITING MOUTH SMILE OPEN
			1DA41		SIGNWRITING MOUTH FROWN
			1DA42		SIGNWRITING MOUTH FROWN WRINKLED
			1DA43		SIGNWRITING MOUTH FROWN OPEN
			1DA44		SIGNWRITING MOUTH OPEN CIRCLE
			1DA45		SIGNWRITING MOUTH OPEN FORWARD
			1DA46		SIGNWRITING MOUTH OPEN WRINKLED
			1DA47		SIGNWRITING MOUTH OPEN OVAL
			1DA48		SIGNWRITING MOUTH OPEN OVAL WRINKLED
			1DA49		SIGNWRITING MOUTH OPEN OVAL YAWN
			1DA4A		SIGNWRITING MOUTH OPEN RECTANGLE

1DA4B		SIGNWRITING MOUTH OPEN RECTANGLE WRINKLED
1DA4C		SIGNWRITING MOUTH OPEN RECTANGLE YAWN
1DA4D		SIGNWRITING MOUTH KISS
1DA4E		SIGNWRITING MOUTH KISS FORWARD
1DA4F		SIGNWRITING MOUTH KISS WRINKLED
1DA50		SIGNWRITING MOUTH TENSE
1DA51		SIGNWRITING MOUTH TENSE FORWARD
1DA52		SIGNWRITING MOUTH TENSE SUCKED
1DA53		SIGNWRITING LIPS PRESSED TOGETHER
1DA54		SIGNWRITING LIP LOWER OVER UPPER
1DA55		SIGNWRITING LIP UPPER OVER LOWER
1DA56		SIGNWRITING MOUTH CORNERS
1DA57		SIGNWRITING MOUTH WRINKLES SINGLE
1DA58		SIGNWRITING MOUTH WRINKLES DOUBLE
1DA59		SIGNWRITING TONGUE STICKING OUT FAR
1DA5A		SIGNWRITING TONGUE LICKING LIPS
1DA5B		SIGNWRITING TONGUE TIP BETWEEN LIPS
1DA5C		SIGNWRITING TONGUE TIP TOUCHING INSIDE MOUTH
1DA5D		SIGNWRITING TONGUE INSIDE MOUTH RELAXED
1DA5E		SIGNWRITING TONGUE MOVES AGAINST CHEEK
1DA5F		SIGNWRITING TONGUE CENTRE STICKING OUT
1DA60		SIGNWRITING TONGUE CENTRE INSIDE MOUTH
1DA61		SIGNWRITING TEETH
1DA62		SIGNWRITING TEETH MOVEMENT
1DA63		SIGNWRITING TEETH ON TONGUE
1DA64		SIGNWRITING TEETH ON TONGUE MOVEMENT
1DA65		SIGNWRITING TEETH ON LIPS
1DA66		SIGNWRITING TEETH ON LIPS MOVEMENT
1DA67		SIGNWRITING TEETH BITE LIPS
1DA68		SIGNWRITING MOVEMENT-WALLPLANE JAW
1DA69		SIGNWRITING MOVEMENT-FLOORPLANE JAW
1DA6A		SIGNWRITING NECK
1DA6B		SIGNWRITING HAIR
1DA6C		SIGNWRITING EXCITEMENT

## Body shapes

1DA6D		SIGNWRITING SHOULDER HIP SPINE
1DA6E		SIGNWRITING SHOULDER HIP POSITIONS
1DA6F		SIGNWRITING WALLPLANE SHOULDER HIP MOVE
1DA70		SIGNWRITING FLOORPLANE SHOULDER HIP MOVE
1DA71		SIGNWRITING SHOULDER TILTING FROM WAIST
1DA72		SIGNWRITING TORSO-WALLPLANE STRAIGHT STRETCH
1DA73		SIGNWRITING TORSO-WALLPLANE CURVED BEND
1DA74		SIGNWRITING TORSO-FLOORPLANE TWISTING
1DA75		SIGNWRITING UPPER BODY TILTING FROM HIP JOINTS
1DA76		SIGNWRITING LIMB COMBINATION
1DA77		SIGNWRITING LIMB LENGTH-1
1DA78		SIGNWRITING LIMB LENGTH-2
1DA79		SIGNWRITING LIMB LENGTH-3
1DA7A		SIGNWRITING LIMB LENGTH-4
1DA7B		SIGNWRITING LIMB LENGTH-5
1DA7C		SIGNWRITING LIMB LENGTH-6
1DA7D		SIGNWRITING LIMB LENGTH-7
1DA7E		SIGNWRITING FINGER

## Location bases

1DA80		SIGNWRITING LOCATION-FLOORPLANE SPACE
1DA81		SIGNWRITING LOCATION HEIGHT

1DA82		SIGNWRITING LOCATION WIDTH
1DA83		SIGNWRITING LOCATION DEPTH
1DA84		SIGNWRITING LOCATION HEAD NECK
1DA85		SIGNWRITING LOCATION TORSO
1DA86		SIGNWRITING LOCATION LIMBS DIGITS

## Punctuation

1DA87		SIGNWRITING FULL STOP
1DA88		SIGNWRITING SEMICOLON
1DA89		SIGNWRITING COLON
1DA8A		SIGNWRITING PARENTHESIS

## Fill modifiers

1DA9A		SIGNWRITING FILL MODIFIER-1
1DA9B		SIGNWRITING FILL MODIFIER-2
1DA9C		SIGNWRITING FILL MODIFIER-3
1DA9D		SIGNWRITING FILL MODIFIER-4
1DA9E		SIGNWRITING FILL MODIFIER-5
1DA9F		SIGNWRITING FILL MODIFIER-6

## Rotation modifiers

1DAA0		SIGNWRITING ROTATION MODIFIER-1
1DAA1		SIGNWRITING ROTATION MODIFIER-2
1DAA2		SIGNWRITING ROTATION MODIFIER-3
1DAA3		SIGNWRITING ROTATION MODIFIER-4
1DAA4		SIGNWRITING ROTATION MODIFIER-5
1DAA5		SIGNWRITING ROTATION MODIFIER-6
1DAA6		SIGNWRITING ROTATION MODIFIER-7
1DAA7		SIGNWRITING ROTATION MODIFIER-8
1DAA8		SIGNWRITING ROTATION MODIFIER-9
1DAA9		SIGNWRITING ROTATION MODIFIER-10
1DAAA		SIGNWRITING ROTATION MODIFIER-11
1DAAB		SIGNWRITING ROTATION MODIFIER-12
1DAAC		SIGNWRITING ROTATION MODIFIER-13
1DAAD		SIGNWRITING ROTATION MODIFIER-14
1DAAE		SIGNWRITING ROTATION MODIFIER-15
1DAAF		SIGNWRITING ROTATION MODIFIER-16

## A. Administrative

1. Title

**Preliminary proposal for encoding the SignWriting script in the SMP of the UCS**

2. Requester's name

**Michael Everson**

3. Requester type (Member body/Liaison/Individual contribution)

**Individual contribution.**

4. Submission date

**2011-04-06**

5. Requester's reference (if applicable)

6. Choose one of the following:

6a. This is a complete proposal

**No.**

6b. More information will be provided later

**Yes.**

## B. Technical – General

1. Choose one of the following:

1a. This proposal is for a new script (set of characters)

**Yes.**

1b. Proposed name of script

**SignWriting.**

1c. The proposal is for addition of character(s) to an existing block

**No.**

1d. Name of the existing block

2. Number of characters in proposal

**619.**

3. Proposed category (A-Contemporary; B.1-Specialized (small collection); B.2-Specialized (large collection); C-Major extinct; D-Attested extinct; E-Minor extinct; F-Archaic Hieroglyphic or Ideographic; G-Obscure or questionable usage symbols)

**Category A.**

4a. Is a repertoire including character names provided?

**Yes.**

4b. If YES, are the names in accordance with the “character naming guidelines” in Annex L of P&P document?

**Yes.**

4c. Are the character shapes attached in a legible form suitable for review?

**Yes.**

5a. Who will provide the appropriate computerized font to the Project Editor of 10646 for publishing the standard?

**Michael Everson.**

5b. Identify the party granting a license for use of the font by the editors (include address, e-mail, ftp-site, etc.).

**Michael Everson, FontLab.**

6a. Are references (to other character sets, dictionaries, descriptive texts etc.) provided?

**Yes.**

6b. Are published examples of use (such as samples from newspapers, magazines, or other sources) of proposed characters attached?

**Yes.**

7. Does the proposal address other aspects of character data processing (if applicable) such as input, presentation, sorting, searching, indexing, transliteration etc. (if yes please enclose information)?

**Yes.**

8. Submitters are invited to provide any additional information about Properties of the proposed Character(s) or Script that will assist in correct understanding of and correct linguistic processing of the proposed character(s) or script. Examples of such properties are: Casing information, Numeric information, Currency information, Display behaviour information such as line breaks, widths etc., Combining behaviour, Spacing behaviour, Directional behaviour, Default Collation behaviour, relevance in Mark Up contexts, Compatibility equivalence and other Unicode normalization related information. See the Unicode standard at <http://www.unicode.org> for such information on other scripts. Also see UAX #44 <http://www.unicode.org/reports/tr44/> and associated Unicode Technical Reports for information needed for consideration by the Unicode Technical Committee for inclusion in the Unicode Standard.

**See above.**

## C. Technical – Justification

1. Has this proposal for addition of character(s) been submitted before? If YES, explain.

**No.**

2a. Has contact been made to members of the user community (for example: National Body, user groups of the script or characters, other experts, etc.)?

**Yes.**

2b. If YES, with whom?

**Valerie Sutton, Steve Slevinski.**

2c. If YES, available relevant documents

3. Information on the user community for the proposed characters (for example: size, demographics, information technology use, or publishing use) is included? Reference:

**See above.**

4a. The context of use for the proposed characters (type of use; common or rare)

**Common.**

4b. Reference

5a. Are the proposed characters in current use by the user community?

**Yes.**

5b. If YES, where? Reference:

**Schools and daily life.**

6a. After giving due considerations to the principles in the P&P document must the proposed characters be entirely in the BMP?

**No.**

6b. If YES, is a rationale provided?

6c. If YES, reference

7. Should the proposed characters be kept together in a contiguous range (rather than being scattered)?

**Yes.**

8a. Can any of the proposed characters be considered a presentation form of an existing character or character sequence?

**No.**

8b. If YES, is a rationale for its inclusion provided?

8c. If YES, reference

9a. Can any of the proposed characters be encoded using a composed character sequence of either existing characters or other proposed characters?

**No.**

9b. If YES, is a rationale for its inclusion provided?

9c. If YES, reference

10a. Can any of the proposed character(s) be considered to be similar (in appearance or function) to an existing character?

**No.**

10b. If YES, is a rationale for its inclusion provided?

10c. If YES, reference

11a. Does the proposal include use of combining characters and/or use of composite sequences?

**Yes.**

11b. If YES, is a rationale for such use provided?

**Yes.**

11c. If YES, reference

**See above.**

11d. Is a list of composite sequences and their corresponding glyph images (graphic symbols) provided?

**No.**

11e. If YES, reference

12a. Does the proposal contain characters with any special properties such as control function or similar semantics?

**No.**

12b. If YES, describe in detail (include attachment if necessary)

13a. Does the proposal contain any Ideographic compatibility character(s)?

**No.**

13b. If YES, is the equivalent corresponding unified ideographic character(s) identified? If YES, reference