

**DATE:** 5 June 2013

**DOC TYPE:** Working Group Document

**TITLE:** Mapping of Nushu characters (from N4376 and N4341) and Additional Comments

**SOURCE:** Deborah Anderson, Script Encoding Initiative, UC Berkeley

**STATUS:** Liaison contribution

**ACTION:** For consideration by WG2

**DISTRIBUTION:** ISO/IEC JTC1/SC2/WG2

This document includes a tab-delimited mapping of the characters in N4376 “Nüshu ad hoc report” and N4341 “Updated proposal for encoding Nyushu in the SMP of the UCS” (with entries from pages 6-24 and from the documentation on pages 76-95). The mapping is contained on pp. 5-16.

After the mapping was completed, a number of omissions and errors in N4442 “Comments on Nushu” were discovered.

Directly below is a corrected summary of (1) Name Discrepancies (with proposed names), (2) Missing Proposed Characters, (3) identification of one character missing from the documentation on pages 76-95 of N4341, and (4) an error in N4442.

### **1. Summary of Name Discrepancies (and suggested name changes) to names in N4376 Ad Hoc Report**

The following is a list of name discrepancies between N4376 and N4341 pp. 76-95. (This listing does not discuss differences between names in N4376 and N4341 pp. 6-24, some of which were discussed in N4442.) The yellow highlighting marks the error.

Unlike N4442, this list proposes new names. The proposed names with “-A” designations should be checked, as re-shuffling of the characters may alter which character receives “XXX-A” designation.

\* Indicates a discrepancy not mentioned earlier in N4442, “Nushu Comments”.

1B05A Nyushu character POU    1B15A ☒ NUSHU CHARACTER **POU35** PAI35 PG 80  
Suggested change: PAI35-A

1B08F Nyushu character LAU-B    1B18E ☒ NUSHU CHARACTER **LAU13** LAU21 PG 83

Suggested change: LAU21-A

1B0BA Nyushu character JYU-C 1B1B9 ㄆ NUSHU CHARACTER TCYU33 TCYU44 PG 87

Suggested change: TCYU44

\*1B0D4 Nyushu character LONG-A 1B1D3 ㄇ NUSHU CHARACTER LONG35 TUOW13 PG 89

Suggested change: TUOW13

1B0D6 Nyushu character JING-A 1B1D5 ㄏ NUSHU CHARACTER CING44 TCING44 PG 89

Suggested change: TCING44

1B11B Nyushu character TSHEO-B 1B21A ㄏ NUSHU CHARACTER TSHOE5 TSHOE35 PG 86

Suggested change: TSHOE35

1B134 Nyushu character JIANG-C 1B233 ㄏ NUSHU CHARACTER KUA21 TCIANG33 PG 95

Suggested change: TCIANG33

1B13B Nyushu character NG 1B23A ㄏ NUSHU CHARACTER NG21 TSOU42 PG 95

Suggested change: TSOU42-A

1B14A Nyushu character XY-B 1B249 ㄏ NUSHU CHARACTER CY44 SIONG21 PG 91

Suggested change: SIONG21

1B167 Nyushu character NIOU-B 1B266 ㄏ NUSHU CHARACTER NJIOU13 IOU13 PG 91

Suggested change: NIOU13 or NJIOU13 on documentation on p. 91 of N4341

1B170 Nyushu character JI-B 1B26F ㄏ NUSHU CHARACTER TCI0U44-A TCI44 PG 93

Suggested change: TCI44

## 2. Missing Proposed Characters (with page numbers from N4341)

The listing below of characters missing from the proposed characters in N4341 Nushu Ad hoc report and the repertoire on pages 6-24 of N4341. It is the same as that contained in N4442, except one new character had been missed and is included here (#6 below, TCING44 PG 89). "PG" indicates the page of the character, as found in N4341.


a)  OE44 PG 85

b)  KUE21 PG 86


c)  PW5 PG 88

d)  HAI42 PG 88

Cf. similar glyph:



1B062  Nyushu character HUOW-A


1B162  NUSHU CHARACTER HUOW42



HUOW42  PG 81


e)  PHWE21 PG 88

Cf. similar glyph:


1B0C7  Nyushu character IOU-B1B1C6  NUSHU CHARACTER PHW21

PHW21  PG 85

f)  TCING44 PG 89 (if added, this will become TCING44-A, pending change at 1B1D5  NUSHU CHARACTER CING44)

g)  TSI0U33 PG 91 (if added, this will become TSI0U33-A)



h)  YN44 PG 91

i)  MAI42 PG 92 (if added, this will become MAI42-A)

j)  MOE42 PG 93

k)  MU33 PG 94



**3. The following proposed character is missing any documentation from pp. 76ff of N4341:**

1B155  Nyushu character TSHIE-A      1B254  NUSHU CHARACTER THANG35


Was it inadvertently left off of the list on pages 76ff.?

**4. Error in N4442**

The following glyph discrepancy listed in §II.1.a.m. of N4442 was an error. (It is part of the problem discussed §II.2.m. of N4442.)

[N4376                  vs                  N4341]  
                  vs.                    
1B27A                  vs.                  1B17D  
FI21                          FY-B

Should be:

[N4376                  vs                  N4341]  
                  vs.                    
1B27A                  vs.                  1B17B  
FI21                          FI

TAB DELIMITED COMPARISON OF CHARACTER NAMES FROM (1) N4341, (2) N4376 AND (3) N4341 PAGES 76-95.  
 YELLOWED ENTRIES INDICATE AN ERROR OR DISCREPANCY BETWEEN N4376 AND N4341 PP.76FF.

1B001	Nyushu character	YI-A	1B100	?	NUSHU CHARACTER	I5	I5	PG 76
1B001	Nyushu character	NA	1B101	?	NUSHU CHARACTER	NA33	NA33	PG 76
1B002	Nyushu character	TSHA	1B102	?	NUSHU CHARACTER	TSHA5	TSHA5	PG 76
1B003	Nyushu character	IE-D	1B103	?	NUSHU CHARACTER	IE21	IE21	PG 76
1B004	Nyushu character	PEO-A	1B104	?	NUSHU CHARACTER	POE5	POE5	PG 76
1B005	Nyushu character	SWE-A	1B105	?	NUSHU CHARACTER	SWE33	SWE33	PG 76
1B006	Nyushu character	PHIU	1B106	?	NUSHU CHARACTER	PHIU44	PHIU44	PG 76
1B007	Nyushu character	U	1B107	?	NUSHU CHARACTER	U5	U5	PG 76
1B008	Nyushu character	XYA-A	1B108	?	NUSHU CHARACTER	CYA35	CYA35	PG 76
1B009	Nyushu character	TIE	1B109	?	NUSHU CHARACTER	TIE42	TIE42	PG 76
1B00A	Nyushu character	NJIE-A	1B10A	?	NUSHU CHARACTER	NJIE33	NJIE33	PG 76
1B00B	Nyushu character	TEO-A	1B10B	?	NUSHU CHARACTER	TOE33	TOE33	PG 76
1B00C	Nyushu character	QHYE	1B10C	?	NUSHU CHARACTER	TCHYE5	TCHYE5	PG 76
1B00D	Nyushu character	FWE-A	1B10D	?	NUSHU CHARACTER	FWE13	FWE13	PG 76
1B00E	Nyushu character	LIU-A	1B10E	?	NUSHU CHARACTER	LIU44	LIU44	PG 76
1B00F	Nyushu character	SIU	1B10F	?	NUSHU CHARACTER	SIU35	SIU35	PG 76
1B010	Nyushu character	THU-A	1B110	?	NUSHU CHARACTER	THU35	THU35	PG 77
1B011	Nyushu character	NJYU-A	1B111	?	NUSHU CHARACTER	NJYU13	NJYU13	PG 77
1B012	Nyushu character	VAI	1B112	?	NUSHU CHARACTER	VAI42	VAI42	PG 77
1B013	Nyushu character	KAI	1B113	?	NUSHU CHARACTER	KAI44	KAI44	PG 77
1B014	Nyushu character	KHAU-A	1B114	?	NUSHU CHARACTER	KHAU21	KHAU21	PG 77
1B015	Nyushu character	KOU-A	1B115	?	NUSHU CHARACTER	KOU21	KOU21	PG 77
1B016	Nyushu character	JIOU-A	1B116	?	NUSHU CHARACTER	TCIOU35	TCIOU35	PG 77
1B017	Nyushu character	LIANG-A	1B117	?	NUSHU CHARACTER	LIANG35	LIANG35	PG 77
1B018	Nyushu character	XIANG-A	1B118	?	NUSHU CHARACTER	CIANG13	CIANG13	PG 77
1B019	Nyushu character	TSHENG	1B119	?	NUSHU CHARACTER	TSHENG44	TSHENG44	PG 77
1B01A	Nyushu character	SONG	1B11A	?	NUSHU CHARACTER	SONG44	SONG44	PG 77
1B01B	Nyushu character	MA	1B11B	?	NUSHU CHARACTER	MA5	MA5	PG 77
1B01C	Nyushu character	LA-A	1B11C	?	NUSHU CHARACTER	LA44	LA44	PG 77
1B01D	Nyushu character	FA	1B11D	?	NUSHU CHARACTER	FA44	FA44	PG 77
1B01E	Nyushu character	KHUA-A	1B11E	?	NUSHU CHARACTER	KHUA44	KHUA44	PG 77
1B01F	Nyushu character	THEO-B	1B11F	?	NUSHU CHARACTER	THOE21	THOE21	PG 77
1B020	Nyushu character	TSEO-A	1B120	?	NUSHU CHARACTER	TSEO42	TSEO42	PG 77

1B021	Nyushu	character	FWE-B	1B121	?	NUSHU	CHARACTER	FWE44	FWE44	PG 77
1B022	Nyushu	character	TSWE-A	1B122	?	NUSHU	CHARACTER	TSWE35	TSWE35	PG 77
1B023	Nyushu	character	TI-A	1B123	?	NUSHU	CHARACTER	TI13	TI13	PG 77
1B024	Nyushu	character	XI-A	1B124	?	NUSHU	CHARACTER	CI21	CI21	PG 78
1B025	Nyushu	character	FU-A	1B125	?	NUSHU	CHARACTER	FU44	FU44	PG 78
1B026	Nyushu	character	FU-B	1B126	?	NUSHU	CHARACTER	FU35	FU35	PG 78
1B027	Nyushu	character	FU-C	1B127	?	NUSHU	CHARACTER	FU13	FU13	PG 78
1B028	Nyushu	character	JYU-A	1B128	?	NUSHU	CHARACTER	TCYU35	TCYU35	PG 78
1B029	Nyushu	character	JYU-B	1B129	?	NUSHU	CHARACTER	TCYU21	TCYU21	PG 78
1B02A	Nyushu	character	FAI-A	1B12A	?	NUSHU	CHARACTER	FAI44	FAI44	PG 78
1B02B	Nyushu	character	HAU-A	1B12B	?	NUSHU	CHARACTER	HAU35	HAU35	PG 78
1B02C	Nyushu	character	LOU-A	1B12C	?	NUSHU	CHARACTER	LOU35	LOU35	PG 78
1B02D	Nyushu	character	LIU-A	1B12D	?	NUSHU	CHARACTER	LIU33	LIU33	PG 78
1B02E	Nyushu	character	JIOU-B	1B12E	?	NUSHU	CHARACTER	TCIOU44	TCIOU44	PG 78
1B02F	Nyushu	character	XIOU-A	1B12F	?	NUSHU	CHARACTER	CIOU35	CIOU35	PG 78
1B030	Nyushu	character	QYN	1B130	?	NUSHU	CHARACTER	TCHYN21	TCHYN21	PG 78
1B031	Nyushu	character	FANG-A	1B131	?	NUSHU	CHARACTER	FANG44	FANG44	PG 78
1B032	Nyushu	character	VANG-A	1B132	?	NUSHU	CHARACTER	VANG42	VANG42	PG 78
1B033	Nyushu	character	SANG	1B133	?	NUSHU	CHARACTER	SANG33	SANG33	PG 78
1B034	Nyushu	character	KANG-A	1B134	?	NUSHU	CHARACTER	KHANG21	KHANG21	PG 78
1B035	Nyushu	character	NENG-A	1B135	?	NUSHU	CHARACTER	NENG44	NENG44	PG 78
1B036	Nyushu	character	THENG	1B136	?	NUSHU	CHARACTER	THENG44	THENG44	PG 79
1B037	Nyushu	character	PIONG-C	1B137	?	NUSHU	CHARACTER	PIONG13	PIONG13	PG 79
1B038	Nyushu	character	IONG	1B138	?	NUSHU	CHARACTER	IONG42	IONG42	PG 79
1B039	Nyushu	character	QY-A	1B13A	?	NUSHU	CHARACTER	TCHYA44	TCHYA44	PG 79
1B03A	Nyushu	character	XYA-C	1B13B	?	NUSHU	CHARACTER	CYA5	CYA5	PG 79
1B03B	Nyushu	character	NIE-D	1B13C	?	NUSHU	CHARACTER	NIE33	NIE33	PG 79
1B03C	Nyushu	character	LIE-A	1B13D	?	NUSHU	CHARACTER	LIE21	LIE21	PG 79
1B03D	Nyushu	character	JIE-A	1B13E	?	NUSHU	CHARACTER	TCIE44	TCIE44	PG 79
1B03E	Nyushu	character	NJIE-B	1B13F	?	NUSHU	CHARACTER	NJIE44	NJIE44	PG 79
1B03F	Nyushu	character	NJIE-C	1B140	?	NUSHU	CHARACTER	NJIE42	NJIE42	PG 79
1B040	Nyushu	character	IE-A	1B141	?	NUSHU	CHARACTER	IE44	IE44	PG 79
1B041	Nyushu	character	IE-B	1B142	?	NUSHU	CHARACTER	IE33	IE33	PG 79
1B042	Nyushu	character	MWE	1B143	?	NUSHU	CHARACTER	MWE13	MWE13	PG 79
1B043	Nyushu	character	VWE	1B144	?	NUSHU	CHARACTER	VWE5	VWE5	PG 79
1B044	Nyushu	character	TWE-A	1B145	?	NUSHU	CHARACTER	TWE33	TWE33	PG 79

1B045	Nyushu	character	MWE-B	1B139	?	NUSHU	CHARACTER	VA33	VA33	PG 79
1B046	Nyushu	character	VWE-A	1B146	?	NUSHU	CHARACTER	VWE33	VWE33	PG 80
1B047	Nyushu	character	TSWE	1B147	?	NUSHU	CHARACTER	TSWE44	TSWE44	PG 80
1B048	Nyushu	character	SW	1B148	?	NUSHU	CHARACTER	SW5	SW5	PG 83
1B049	Nyushu	character	SWE-A	1B149	?	NUSHU	CHARACTER	SWE42	SWE42	PG 80
1B04A	Nyushu	character	SWE-D	1B14A	?	NUSHU	CHARACTER	SWE13	SWE13	PG 80
1B04B	Nyushu	character	JI-A	1B14B	?	NUSHU	CHARACTER	TCI35	TCI35	PG 80
1B04C	Nyushu	character	XI-A	1B14C	?	NUSHU	CHARACTER	CI35	CI35	PG 80
1B04D	Nyushu	character	I-B	1B14D	?	NUSHU	CHARACTER	I5-A	I5	PG 80
1B04E	Nyushu	character	LIU-B	1B14E	?	NUSHU	CHARACTER	LIU44-A	LIU44	PG 80
1B04F	Nyushu	character	NJIU	1B14F	?	NUSHU	CHARACTER	NJIU33	NJIU33	PG 80
1B050	Nyushu	character	XIU-A	1B150	?	NUSHU	CHARACTER	CIU35	CIU35	PG 80
1B051	Nyushu	character	MU	1B151	?	NUSHU	CHARACTER	MU13	MU13	PG 80
1B052	Nyushu	character	YU	1B152	?	NUSHU	CHARACTER	YU44	YU44	PG 80
1B053	Nyushu	character	QY-B	1B153	?	NUSHU	CHARACTER	TCHY21	TCHY21	PG 80
1B054	Nyushu	character	QY-C	1B154	?	NUSHU	CHARACTER	NJY33	NJY33	PG 80
1B055	Nyushu	character	Y	1B155	?	NUSHU	CHARACTER	Y42	Y42	PG 80
1B056	Nyushu	character	PAI-A	1B156	?	NUSHU	CHARACTER	PAI35	PAI35	PG 80
1B057	Nyushu	character	AI	1B157	?	NUSHU	CHARACTER	AI42	AI42	PG 80
1B058	Nyushu	character	LAI-A	1B158	?	NUSHU	CHARACTER	LAI42	LAI42	PG 80
1B059	Nyushu	character	HAU-B	1B159	?	NUSHU	CHARACTER	HAU35-A	HAU35	PG 80
1B05A	Nyushu	character	POU	1B15A	?	NUSHU	CHARACTER	POU35	PAI35	PG 80
1B05B	Nyushu	character	TOU	1B15B	?	NUSHU	CHARACTER	TOU42	TOU42	PG 81
1B05C	Nyushu	character	LIU-B	1B15C	?	NUSHU	CHARACTER	LIU42	LIU42	PG 81
1B05D	Nyushu	character	IOU-A	1B15D	?	NUSHU	CHARACTER	IOU13	IOU13	PG 81
1B05E	Nyushu	character	TSEW	1B15E	?	NUSHU	CHARACTER	TSEW21	TSEW21	PG 81
1B05F	Nyushu	character	TSEY-B	1B15F	?	NUSHU	CHARACTER	TSEW35	TSEW35	PG 81
1B060	Nyushu	character	SUOW-A	1B160	?	NUSHU	CHARACTER	SUOW44	SUOW44	PG 81
1B061	Nyushu	character	HUOW-B	1B161	?	NUSHU	CHARACTER	HUOW35	HUOW35	PG 81
1B062	Nyushu	character	HUOW-A	1B162	?	NUSHU	CHARACTER	HUOW42	HUOW42	PG 81
1B063	Nyushu	character	PANG-A	1B163	?	NUSHU	CHARACTER	PANG44	PANG44	PG 86
1B064	Nyushu	character	MANG-A	1B164	?	NUSHU	CHARACTER	MANG42	MANG42	PG 81
1B065	Nyushu	character	THANG-A	1B165	?	NUSHU	CHARACTER	THANG44	THANG44	PG 81
1B066	Nyushu	character	KANG-B	1B166	?	NUSHU	CHARACTER	KANG44	KANG44	PG 81
1B067	Nyushu	character	LIANG-B	1B167	?	NUSHU	CHARACTER	LIANG33	LIANG33	PG 81
1B068	Nyushu	character	JIANG-A	1B168	?	NUSHU	CHARACTER	TCIANG35	TCIANG35	PG 81

1B069	Nyushu character	NJIANG	1B169	?	NUSHU CHARACTER	NJIANG42	NJIANG42	PG 81
1B06A	Nyushu character	SENG	1B16A	?	NUSHU CHARACTER	SENG44	SENG44	PG 81
1B06B	Nyushu character	PENG	1B16B	?	NUSHU CHARACTER	PENG44	PENG44	PG 81
1B06C	Nyushu character	TSHIONG-B	1B16C	?	NUSHU CHARACTER	TSHIONG21	TSHIONG21	PG 81
1B06D	Nyushu character	XIONG-A	1B16D	?	NUSHU CHARACTER	CIONG21	CIONG21	PG 84
1B06E	Nyushu character	JING-C	1B16E	?	NUSHU CHARACTER	TCING21	TCING21	PG 81
1B06F	Nyushu character	PA-A	1B16F	?	NUSHU CHARACTER	PA5	PA5	PG 81
1B070	Nyushu character	LA-B	1B170	?	NUSHU CHARACTER	LA33	LA33	PG 81
1B071	Nyushu character	JIE-B	1B171	?	NUSHU CHARACTER	TCIE35	TCIE35	PG 82
1B072	Nyushu character	PHEO-B	1B172	?	NUSHU CHARACTER	IE21-A	IE21	PG 82
1B073	Nyushu character	PEO-C	1B173	?	NUSHU CHARACTER	POE21	POE21	PG 82
1B074	Nyushu character	NO	1B174	?	NUSHU CHARACTER	NO33	NO33	PG 82
1B075	Nyushu character	LEO-A	1B175	?	NUSHU CHARACTER	LOE42	LOE42	PG 82
1B076	Nyushu character	ZAI	1B176	?	NUSHU CHARACTER	TSOE13	TSOE13	PG 82
1B077	Nyushu character	SEO	1B177	?	NUSHU CHARACTER	SOE5	SOE5	PG 82
1B078	Nyushu character	KEO-A	1B178	?	NUSHU CHARACTER	KOE44	KOE44	PG 82
1B079	Nyushu character	KHUEO	1B179	?	NUSHU CHARACTER	KHUOE21	KHUOE21	PG 82
1B07A	Nyushu character	YE-A	1B17A	?	NUSHU CHARACTER	YE21	YE21	PG 82
1B07B	Nyushu character	PYE-A	1B17B	?	NUSHU CHARACTER	PWE33	PWE33	PG 82
1B07C	Nyushu character	PYE-B	1B17C	?	NUSHU CHARACTER	PWE5	PWE5	PG 82
1B07D	Nyushu character	TSYE-C	1B17D	?	NUSHU CHARACTER	SIE35	SIE35	PG 82
1B07E	Nyushu character	JI-A	1B17E	?	NUSHU CHARACTER	TCHI21	TCHI21	PG 82
1B07F	Nyushu character	NI	1B17F	?	NUSHU CHARACTER	NI33	NI33	PG 84
1B080	Nyushu character	TSIU	1B180	?	NUSHU CHARACTER	TSIU33	TSIU33	PG 82
1B081	Nyushu character	FU-D	1B181	?	NUSHU CHARACTER	FU42	FU42	PG 82
1B082	Nyushu character	KHU	1B182	?	NUSHU CHARACTER	KHU35	KHU35	PG 82
1B083	Nyushu character	HU-C	1B183	?	NUSHU CHARACTER	HU5	HU5	PG 82
1B084	Nyushu character	VU	1B184	?	NUSHU CHARACTER	VU42	VU42	PG 82
1B085	Nyushu character	PHY	1B185	?	NUSHU CHARACTER	PW13	PW13	PG 83
1B086	Nyushu character	FY-A	1B186	?	NUSHU CHARACTER	FW42	FW42	PG 83
1B087	Nyushu character	KY-A	1B187	?	NUSHU CHARACTER	KW5	KW5	PG 83
1B088	Nyushu character	HY-A	1B188	?	NUSHU CHARACTER	HW44	HW44	PG 83
1B089	Nyushu character	MAI	1B189	?	NUSHU CHARACTER	MAI42	MAI42	PG 83
1B08A	Nyushu character	THAI	1B18A	?	NUSHU CHARACTER	THAI44	THAI44	PG 83
1B08B	Nyushu character	SAI-A	1B18B	?	NUSHU CHARACTER	SAI44	SAI44	PG 83
1B08C	Nyushu character	SAI-B			[deleted, see N4376]	SAI44		PG 83



1B08D	Nyushu	character	THAU	1B18C	?	NUSHU	CHARACTER	THAU35	THAU35	PG 83
1B08E	Nyushu	character	LAU-A	1B18D	?	NUSHU	CHARACTER	LAU21	LAU21	PG 83
1B08F	Nyushu	character	LAU-B	1B18E	?	NUSHU	CHARACTER	LAU13	LAU21	PG 83
1B090	Nyushu	character	KOU-B	1B18F	?	NUSHU	CHARACTER	KOU33	KOU33	PG 83
1B091	Nyushu	character	XIOU-B	1B190	?	NUSHU	CHARACTER	CIOU44	CIOU44	PG 83
1B092	Nyushu	character	SEY	1B191	?	NUSHU	CHARACTER	SEW35	SEW35	PG 83
1B093	Nyushu	character	LEYW-A	1B192	?	NUSHU	CHARACTER	LEW44	LEW44	PG 83
1B094	Nyushu	character	THUOY	1B193	?	NUSHU	CHARACTER	THUOW21	THUOW21	PG 83
1B095	Nyushu	character	UOY	1B194	?	NUSHU	CHARACTER	UOW33	UOW33	PG 83
1B096	Nyushu	character	KUY	1B195	?	NUSHU	CHARACTER	KUW5	KUW5	PG 83
1B097	Nyushu	character	NGUY	1B196	?	NUSHU	CHARACTER	NGUW33	NGUW33	PG 83
1B098	Nyushu	character	JYN	1B197	?	NUSHU	CHARACTER	TCYN42	TCYN42	PG 83
1B099	Nyushu	character	YN-A	1B198	?	NUSHU	CHARACTER	YN35	YN35	PG 84
1B09A	Nyushu	character	VANG-B	1B199	?	NUSHU	CHARACTER	VANG33	VANG33	PG 84
1B09B	Nyushu	character	TSANG-A	1B19A	?	NUSHU	CHARACTER	TSANG44	TSANG44	PG 84
1B09C	Nyushu	character	TSHANG	1B19B	?	NUSHU	CHARACTER	SANG44	SANG44	PG 84
1B09D	Nyushu	character	JIANG-B	1B19C	?	NUSHU	CHARACTER	TCIANG44	TCIANG44	PG 84
1B09E	Nyushu	character	KONG	1B19D	?	NUSHU	CHARACTER	KHANG35	KHANG35	PG 84
1B09F	Nyushu	character	IANG-A	1B19E	?	NUSHU	CHARACTER	IANG13	IANG13	PG 84
1B0A0	Nyushu	character	TENG-A	1B19F	?	NUSHU	CHARACTER	TENG42	TENG42	PG 84
1B0A1	Nyushu	character	NENG-B	1B1A0	?	NUSHU	CHARACTER	NENG33	NENG33	PG 84
1B0A2	Nyushu	character	PIONG-A	1B1A1	?	NUSHU	CHARACTER	PIONG42	PIONG42	PG 81
1B0A3	Nyushu	character	PIONG-B	1B1A2	?	NUSHU	CHARACTER	PIONG33	PIONG33	PG 84
1B0A4	Nyushu	character	MIONG	1B1A3	?	NUSHU	CHARACTER	MIONG33	MIONG33	PG 84
1B0A5	Nyushu	character	XIONG-B	1B1A4	?	NUSHU	CHARACTER	CIONG42	CIONG42	PG 84
1B0A6	Nyushu	character	NJING	1B1A5	?	NUSHU	CHARACTER	NJING42	NJING42	PG 84
1B0A7	Nyushu	character	NG-A	1B1A6	?	NUSHU	CHARACTER	NG44	NG44	PG 89
1B0A8	Nyushu	character	NG-B	1B1A7	?	NUSHU	CHARACTER	NG13	NG13	PG 84
1B0A9	Nyushu	character	TSA-A	1B1A8	?	NUSHU	CHARACTER	TSA35	TSA35	PG 84
1B0AA	Nyushu	character	KUA-A	1B1A9	?	NUSHU	CHARACTER	KUA44	KUA44	PG 84
1B0AB	Nyushu	character	KUA-B	1B1AA	?	NUSHU	CHARACTER	KUA35	KUA35	PG 84
1B0AC	Nyushu	character	XIE-A	1B1AB	?	NUSHU	CHARACTER	CIE44	CIE44	PG 84
1B0AD	Nyushu	character	PHEO	1B1AC	?	NUSHU	CHARACTER	PHOE35	PHOE35	PG 85
1B0AE	Nyushu	character	LEO-C	1B1AD	?	NUSHU	CHARACTER	LOE35	LOE35	PG 85
1B0AF	Nyushu	character	TSHEO-A	1B1AE	?	NUSHU	CHARACTER	TSHOE21	TSHOE21	PG 85
1B0B0	Nyushu	character	FYE-C	1B1AF	?	NUSHU	CHARACTER	FWE44-A	FWE44	PG 85

1B0B1	Nyushu	character	TSYE-D	1B1B0	?	NUSHU	CHARACTER	TSWE33	TSWE33	PG 85
1B0B2	Nyushu	character	TSHI-A	1B1B1	?	NUSHU	CHARACTER	TSHI5	TSHI5	PG 85
1B0B3	Nyushu	character	TSHI-B	1B1B2	?	NUSHU	CHARACTER	TSHI5-A	TSHI5	PG 85
1B0B4	Nyushu	character	SI	1B1B3	?	NUSHU	CHARACTER	SI44	SI44	PG 85
1B0B5	Nyushu	character	PU-B	1B1B4	?	NUSHU	CHARACTER	PU5	PU5	PG 87
1B0B6	Nyushu	character	FU-E	1B1B5	?	NUSHU	CHARACTER	FU33	FU33	PG 85
1B0B7	Nyushu	character	LU-A	1B1B6	?	NUSHU	CHARACTER	LU35	LU35	PG 94
1B0B8	Nyushu	character	TSHU-A	1B1B7	?	NUSHU	CHARACTER	TSHOE44	TSHOE44	PG 85
1B0B9	Nyushu	character	NGU	1B1B8	?	NUSHU	CHARACTER	NGU13	NGU13	PG 85
1B0BA	Nyushu	character	JYU-C	1B1B9	?	NUSHU	CHARACTER	TCYU33	TCYU44	PG 87
1B0BB	Nyushu	character	XYU-A	1B1BA	?	NUSHU	CHARACTER	CYU44	CYU44	PG 85
1B0BC	Nyushu	character	QYU1B1BB	1B1BB	?	NUSHU	CHARACTER	TCHYU21	TCHYU21	PG 85
1B0BD	Nyushu	character	XY-A	1B1BC	?	NUSHU	CHARACTER	CY5	CY5	PG 90
1B0BE	Nyushu	character	FAI-B	1B1BD	?	NUSHU	CHARACTER	FAI42	FAI42	PG 85
1B0BF	Nyushu	character	TAI	1B1BE	?	NUSHU	CHARACTER	TAI13	TAI13	PG 85
1B0C0	Nyushu	character	LOU-B	1B1BF	?	NUSHU	CHARACTER	LOU42	LOU42	PG 85
1B0C1	Nyushu	character	PIOU	1B1C0	?	NUSHU	CHARACTER	PIOU44	PIOU44	PG 85
1B0C2	Nyushu	character	MIOU	1B1C1	?	NUSHU	CHARACTER	MIOU13	MIOU13	PG 85
1B0C3	Nyushu	character	TSOU-A	1B1C2	?	NUSHU	CHARACTER	TSOU5	TSOU5	PG 85
1B0C4	Nyushu	character	TSHIOU	1B1C3	?	NUSHU	CHARACTER	TSHIOU44	TSHIOU44	PG 88
1B0C5	Nyushu	character	QIOU	1B1C4	?	NUSHU	CHARACTER	TCHIOU21	TCHIOU21	PG 85
1B0C6	Nyushu	character	NIOU-A	1B1C5	?	NUSHU	CHARACTER	NJIOU33	NJIOU33	PG 85
1B0C7	Nyushu	character	IOU-B	1B1C6	?	NUSHU	CHARACTER	PHW21	PHW21	PG 85
1B0C8	Nyushu	character	IOU-C	1B1C7	?	NUSHU	CHARACTER	IOU13-A	IOU13	PG 85
1B0C9	Nyushu	character	NUOY	1B1C8	?	NUSHU	CHARACTER	NUOW42	NUOW42	PG 85
1B0CA	Nyushu	character	CHANG	1B1C9	?	NUSHU	CHARACTER	CIANG42	CIANG42	PG 85
1B0CB	Nyushu	character	KUOY	1B1CA	?	NUSHU	CHARACTER	KUOW44	KUOW44	PG 85
1B0CC	Nyushu	character	LANG-A	1B1CB	?	NUSHU	CHARACTER	LANG42	LANG42	PG 86
1B0CD	Nyushu	character	ANG	1B1CC	?	NUSHU	CHARACTER	ANG21	ANG21	PG 86
1B0CE	Nyushu	character	LIANG-C	1B1CD	?	NUSHU	CHARACTER	LIANG42	LIANG42	PG 89
1B0CF	Nyushu	character	SIANG-A	1B1CE	?	NUSHU	CHARACTER	SIANG44	SIANG44	PG 86
1B0D0	Nyushu	character	TSIANG-A	1B1CF	?	NUSHU	CHARACTER	TSIANG42	TSIANG42	PG 86
1B0D1	Nyushu	character	TSIANG-B	1B1D0	?	NUSHU	CHARACTER	TSIANG44	TSIANG44	PG 86
1B0D2	Nyushu	character	TSHIONG-A	1B1D1	?	NUSHU	CHARACTER	TSHIONG35	TSHIONG35	PG 86
1B0D3	Nyushu	character	XIONG-C	1B1D2	?	NUSHU	CHARACTER	CIONG44	CIONG44	PG 86
1B0D4	Nyushu	character	LONG-A	1B1D3	?	NUSHU	CHARACTER	LONG35	TUOW13	PG 89

1B0D5	Nyushu	character	LIONG-A	1B1D4	?	NUSHU	CHARACTER	LIONG42	LIONG42	PG	86
1B0D6	Nyushu	character	JING-A	1B1D5	?	NUSHU	CHARACTER	CING44	TCING44	PG	89
1B0D7	Nyushu	character	XING-C	1B1D6	?	NUSHU	CHARACTER	CING35	CING35	PG	86
1B0D8	Nyushu	character	QYE-B	1B1D7	?	NUSHU	CHARACTER	TCHYE35	TCHYE35	PG	86
1B0D9	Nyushu	character	LA-C	1B1D8	?	NUSHU	CHARACTER	LA13	LA13	PG	86
1B0DA	Nyushu	character	SA-A	1B1D9	?	NUSHU	CHARACTER	SA21	SA21	PG	84
1B0DB	Nyushu	character	XYA-B	1B1DA	?	NUSHU	CHARACTER	CYA42	CYA42	PG	86
1B0DC	Nyushu	character	SIE-A	1B1DB	?	NUSHU	CHARACTER	SIE5	SIE5	PG	89
1B0DD	Nyushu	character	FEO	1B1DC	?	NUSHU	CHARACTER	FOE42	FOE42	PG	85
1B0DE	Nyushu	character	PEO-D	1B1DD	?	NUSHU	CHARACTER	POE42	POE42	PG	86
1B0DF	Nyushu	character	NEO	1B1DE	?	NUSHU	CHARACTER	NOE33	NOE33	PG	86
1B0E0	Nyushu	character	THEO	1B1DF	?	NUSHU	CHARACTER	THOE44	THOE44	PG	86
1B0E1	Nyushu	character	KUE-A	1B1E0	?	NUSHU	CHARACTER	KUE44	KUE44	PG	86
1B0E2	Nyushu	character	YE-B	1B1E1	?	NUSHU	CHARACTER	YE42	YE42	PG	86
1B0E3	Nyushu	character	PYE-C	1B1E2	?	NUSHU	CHARACTER	PWE35	PWE35	PG	86
1B0E4	Nyushu	character	VWE	1B1E3	?	NUSHU	CHARACTER	VWE35	VWE35	PG	87
1B0E5	Nyushu	character	XYE	1B1E4	?	NUSHU	CHARACTER	CYE44	CYE44	PG	87
1B0E6	Nyushu	character	PI	1B1E5	?	NUSHU	CHARACTER	PI33	PI33	PG	90
1B0E7	Nyushu	character	TI-A	1B1E6	?	NUSHU	CHARACTER	THI5	THI5	PG	87
1B0E8	Nyushu	character	TSI-A	1B1E7	?	NUSHU	CHARACTER	TSI42	TSI42	PG	87
1B0E9	Nyushu	character	TSI-B	1B1E8	?	NUSHU	CHARACTER	TSI42-A	TSI42	PG	87
1B0EA	Nyushu	character	JI-B	1B1E9	?	NUSHU	CHARACTER	TCI21	TCI21	PG	87
1B0EB	Nyushu	character	JI-C	1B1EA	?	NUSHU	CHARACTER	TCI21-A	TCI21	PG	87
1B0EC	Nyushu	character	TSHIU	1B1EB	?	NUSHU	CHARACTER	TSHIU21	TSHIU21	PG	87
1B0ED	Nyushu	character	PU-A	1B1EC	?	NUSHU	CHARACTER	PU33	PU33	PG	87
1B0EE	Nyushu	character	TSU-A	1B1ED	?	NUSHU	CHARACTER	TSU42	TSU42	PG	87
1B0EF	Nyushu	character	KU-B	1B1EE	?	NUSHU	CHARACTER	KU21	KU21	PG	87
1B0F0	Nyushu	character	NYU-B	1B1EF	?	NUSHU	CHARACTER	NJYU33	NJYU33	PG	88
1B0F1	Nyushu	character	QY-D	1B1F0	?	NUSHU	CHARACTER	TCHY35	TCHY35	PG	88
1B0F2	Nyushu	character	KY-B	1B1F1	?	NUSHU	CHARACTER	KW35	KW35	PG	87
1B0F3	Nyushu	character	HY-B	1B1F2	?	NUSHU	CHARACTER	HW35	HW35	PG	88
1B0F4	Nyushu	character	PHAI	1B1F3	?	NUSHU	CHARACTER	PHAI35	PHAI35	PG	88
1B0F5	Nyushu	character	MAI-B	1B1F4	?	NUSHU	CHARACTER	MAI33	MAI33	PG	88
1B0F6	Nyushu	character	LAI-B	1B1F5	?	NUSHU	CHARACTER	LAI35	LAI35	PG	88
1B0F7	Nyushu	character	SAI-C	1B1F6	?	NUSHU	CHARACTER	SAI21	SAI21	PG	88
1B0F8	Nyushu	character	TSHAU	1B1F7	?	NUSHU	CHARACTER	TSHAU35	TSHAU35	PG	88

1B0F9	Nyushu	character	KOU-C	1B1F8	?	NUSHU	CHARACTER	KOU5	KOU5	PG 88
1B0FA	Nyushu	character	TSIOU	1B1F9	?	NUSHU	CHARACTER	TSIOU33	TSIOU33	PG 88
1B0FB	Nyushu	character	SIOU-A	1B1FA	?	NUSHU	CHARACTER	SIOU44	SIOU44	PG 88
1B0FC	Nyushu	character	JIOU-C	1B1FB	?	NUSHU	CHARACTER	TCIOU5	TCIOU5	PG 88
1B0FD	Nyushu	character	IOU	1B1FC	?	NUSHU	CHARACTER	IOU42	IOU42	PG 88
1B0FE	Nyushu	character	XIOU-C	1B1FD	?	NUSHU	CHARACTER	CIOU13	CIOU13	PG 88
1B0FF	Nyushu	character	THUOY-A	1B1FE	?	NUSHU	CHARACTER	THUOW44	THUOW44	PG 88
1B100	Nyushu	character	HUOY-C	1B1FF	?	NUSHU	CHARACTER	HUOW21	HUOW21	PG 85
1B101	Nyushu	character	FANG-B	1B200	?	NUSHU	CHARACTER	FANG13	FANG13	PG 88
1B102	Nyushu	character	VANG-C	1B201	?	NUSHU	CHARACTER	VANG5	VANG5	PG 88
1B103	Nyushu	character	LANG-B	1B202	?	NUSHU	CHARACTER	LANG44	LANG44	PG 88
1B104	Nyushu	character	TSANG-B	1B203	?	NUSHU	CHARACTER	TSHANG44	TSHANG44	PG 88
1B105	Nyushu	character	KHANG-A	1B204	?	NUSHU	CHARACTER	KHANG5	KHANG5	PG 89
1B106	Nyushu	character	KHANG-B	1B205	?	NUSHU	CHARACTER	KHANG44	KHANG44	PG 89
1B107	Nyushu	character	HANG-B	1B206	?	NUSHU	CHARACTER	HANG42	HANG42	PG 91
1B108	Nyushu	character	XIANG-B	1B207	?	NUSHU	CHARACTER	CIANG44	CIANG44	PG 89
1B109	Nyushu	character	NENG-C	1B208	?	NUSHU	CHARACTER	NENG35	NENG35	PG 89
1B10A	Nyushu	character	LENG	1B209	?	NUSHU	CHARACTER	LENG42	LENG42	PG 89
1B10B	Nyushu	character	TSENG	1B20A	?	NUSHU	CHARACTER	TSENG42	TSENG42	PG 93
1B10C	Nyushu	character	NONG-A	1B20B	?	NUSHU	CHARACTER	NONG42	NONG42	PG 89
1B10D	Nyushu	character	LIONG-B	1B20C	?	NUSHU	CHARACTER	LIONG13	LIONG13	PG 89
1B10E	Nyushu	character	TSIONG-A	1B20D	?	NUSHU	CHARACTER	TSIONG13	TSIONG13	PG 89
1B10F	Nyushu	character	TSIONG-B	1B20E	?	NUSHU	CHARACTER	TSIONG42	TSIONG42	PG 89
1B110	Nyushu	character	SIONG	1B20F	?	NUSHU	CHARACTER	SIONG44	SIONG44	PG 89
1B111	Nyushu	character	XING-A	1B210	?	NUSHU	CHARACTER	CING42	CING42	PG 89
1B112	Nyushu	character	ING-A	1B211	?	NUSHU	CHARACTER	ING21	ING21	PG 89
1B113	Nyushu	character	JING-B	1B212	?	NUSHU	CHARACTER	TSHOE44-A	TSHOE44	PG 89
1B114	Nyushu	character	VA	1B213	?	NUSHU	CHARACTER	VA42	VA42	PG 89
1B115	Nyushu	character	SA-B	1B214	?	NUSHU	CHARACTER	SA35	SA35	PG 89
1B116	Nyushu	character	LIE-B	1B215	?	NUSHU	CHARACTER	LIE42	LIE42	PG 89
1B117	Nyushu	character	TSHI-E	1B216	?	NUSHU	CHARACTER	TSHIE21	TSHIE21	PG 89
1B118	Nyushu	character	IE-C	1B217	?	NUSHU	CHARACTER	IE13	IE13	PG 90
1B119	Nyushu	character	MEO-A	1B218	?	NUSHU	CHARACTER	MOE13	MOE13	PG 90
1B11A	Nyushu	character	LEO-B	1B219	?	NUSHU	CHARACTER	LOE21	LOE21	PG 90
1B11B	Nyushu	character	TSHEO-B	1B21A	?	NUSHU	CHARACTER	TSHOE5	TSHOE35	PG 86
1B11C	Nyushu	character	QYE-A	1B21B	?	NUSHU	CHARACTER	TCHYE44	TCHYE44	PG 90

1B11D	Nyushu	character	TI-B	1B21C	?	NUSHU	CHARACTER	TI44	TI44	PG 90
1B11E	Nyushu	character	JI-A	1B21D	?	NUSHU	CHARACTER	TCI5	TCI5	PG 90
1B11F	Nyushu	character	FU-F	1B21E	?	NUSHU	CHARACTER	FU21	FU21	PG 90
1B120	Nyushu	character	THU-B	1B21F	?	NUSHU	CHARACTER	THU35-A	THU35	PG 90
1B121	Nyushu	character	KUE-B	1B220	?	NUSHU	CHARACTER	KUE35	KUE35	PG 86
1B122	Nyushu	character	KU-C	1B221	?	NUSHU	CHARACTER	KU44	KU44	PG 95
1B123	Nyushu	character	HU-A	1B222	?	NUSHU	CHARACTER	HU42	HU42	PG 90
1B124	Nyushu	character	KU-D	1B223	?	NUSHU	CHARACTER	KU44-A	KU44	PG 92
1B125	Nyushu	character	PW-A	1B224	?	NUSHU	CHARACTER	PW42	PW42	PG 90
1B126	Nyushu	character	KHW	1B225	?	NUSHU	CHARACTER	KHW5	KHW5	PG 90
1B127	Nyushu	character	LAI-C	1B226	?	NUSHU	CHARACTER	LAI44	LAI44	PG 90
1B128	Nyushu	character	SAI	1B227	?	NUSHU	CHARACTER	SAI44-A	SAI44	PG 90
1B129	Nyushu	character	TSIU-A	1B228	?	NUSHU	CHARACTER	TSIU44	TSIU44	PG 90
1B12A	Nyushu	character	TSOU-B	1B229	?	NUSHU	CHARACTER	TSOU42	TSOU42	PG 90
1B12B	Nyushu	character	SAU 20	1B22A	?	NUSHU	CHARACTER	SAU35	SAU35	PG 91
1B12C	Nyushu	character	HAU-C	1B22B	?	NUSHU	CHARACTER	HAU33	HAU33	PG 91
1B12D	Nyushu	character	NGOU	1B22C	?	NUSHU	CHARACTER	NGOU42	NGOU42	PG 91
1B12E	Nyushu	character	OU	1B22D	?	NUSHU	CHARACTER	OU44	OU44	PG 91
1B12F	Nyushu	character	XIOUE	1B22E	?	NUSHU	CHARACTER	CIOU5	CIOU5	PG 91
1B130	Nyushu	character	TSHEY	1B22F	?	NUSHU	CHARACTER	TSHEW5	TSHEW5	PG 94
1B131	Nyushu	character	FANG-C	1B230	?	NUSHU	CHARACTER	FANG44-A	FANG44	PG 93
1B132	Nyushu	character	TANG-A	1B231	?	NUSHU	CHARACTER	TANG42	TANG42	PG 91
1B133	Nyushu	character	HANG-C	1B232	?	NUSHU	CHARACTER	HANG44	HANG44	PG 91
1B134	Nyushu	character	JIANG-C	1B233	?	NUSHU	CHARACTER	KUA21	TCIANG33	PG 95
1B135	Nyushu	character	SIANG-B	1B234	?	NUSHU	CHARACTER	SIANG35	SIANG35	PG 91
1B136	Nyushu	character	KANG-C	1B235	?	NUSHU	CHARACTER	KANG35	KANG35	PG 91
1B137	Nyushu	character	JIANG-D	1B236	?	NUSHU	CHARACTER	TCIANG13	TCIANG13	PG 91
1B138	Nyushu	character	XIANG-C	1B237	?	NUSHU	CHARACTER	CIANG35	CIANG35	PG 91
1B139	Nyushu	character	LONG-B	1B238	?	NUSHU	CHARACTER	LONG21	LONG21	PG 91
1B13A	Nyushu	character	QIONG	1B239	?	NUSHU	CHARACTER	TCHIONG44	TCHIONG44	PG 91
1B13B	Nyushu	character	NG	1B23A	?	NUSHU	CHARACTER	NG21	TSOU42	PG 95
1B13C	Nyushu	character	PA-B	1B23B	?	NUSHU	CHARACTER	PA33	PA33	PG 91
1B13D	Nyushu	character	TSHIE-B	1B23C	?	NUSHU	CHARACTER	TSHIE5	TSHIE5	PG 93
1B13E	Nyushu	character	SIE-B	1B23D	?	NUSHU	CHARACTER	SIE5-A	SIE5	PG 92
1B13F	Nyushu	character	TSEO-B	1B23E	?	NUSHU	CHARACTER	TSOE44	TSOE44	PG 92
1B140	Nyushu	character	KEO-B	1B23F	?	NUSHU	CHARACTER	KOE35	KOE35	PG 92

1B141	Nyushu	character	JYE-A	1B240	?	NUSHU	CHARACTER	TCYE44	TCYE44	PG	92
1B142	Nyushu	character	JYE-B	1B241	?	NUSHU	CHARACTER	TCYE42	TCYE42	PG	92
1B143	Nyushu	character	PWE-D	1B242	?	NUSHU	CHARACTER	PWE35-A	PWE35	PG	92
1B144	Nyushu	character	SYE-F	1B243	?	NUSHU	CHARACTER	SWE44	SWE44	PG	92
1B145	Nyushu	character	TI-C	1B244	?	NUSHU	CHARACTER	TI42	TI42	PG	92
1B146	Nyushu	character	YI-C	1B245	?	NUSHU	CHARACTER	I42	I42	PG	92
1B147	Nyushu	character	TSU-B	1B246	?	NUSHU	CHARACTER	TSU35	TSU35	PG	92
1B148	Nyushu	character	TSHU-B	1B247	?	NUSHU	CHARACTER	TSHU35	TSHU35	PG	92
1B149	Nyushu	character	JY	1B248	?	NUSHU	CHARACTER	TCY13	TCY13	PG	90
1B14A	Nyushu	character	XY-B	1B249	?	NUSHU	CHARACTER	CY44	SIONG21	PG	91
1B14B	Nyushu	character	LW	1B24A	?	NUSHU	CHARACTER	LW5	LW5	PG	92
1B14C	Nyushu	character	HY	1B24B	?	NUSHU	CHARACTER	HW5	HW5	PG	94
1B14D	Nyushu	character	KAU-B	1B24C	?	NUSHU	CHARACTER	KAU44	KAU44	PG	92
1B14E	Nyushu	character	THOU	1B24D	?	NUSHU	CHARACTER	THOU21	THOU21	PG	92
1B14F	Nyushu	character	JIU	1B24E	?	NUSHU	CHARACTER	TCIU42	TCIU42	PG	92
1B150	Nyushu	character	XIU-C	1B24F	?	NUSHU	CHARACTER	CIU44	CIU44	PG	92
1B151	Nyushu	character	LANG-C	1B250	?	NUSHU	CHARACTER	LANG33	LANG33	PG	93
1B152	Nyushu	character	MENG-A	1B251	?	NUSHU	CHARACTER	MENG33	MENG33	PG	93
1B153	Nyushu	character	PANG-B	1B252	?	NUSHU	CHARACTER	PANG42	PANG42	PG	93
1B154	Nyushu	character	TANG-B	1B253	?	NUSHU	CHARACTER	TANG13	TANG13	PG	93
1B155	Nyushu	character	TSHIE-A	1B254	?	NUSHU	CHARACTER	THANG35	[missing]		
1B156	Nyushu	character	IANG-C	1B255	?	NUSHU	CHARACTER	IANG44	IANG44	PG	91
1B157	Nyushu	character	IANG-B	1B256	?	NUSHU	CHARACTER	IANG42	IANG42	PG	86
1B158	Nyushu	character	TENG-B	1B257	?	NUSHU	CHARACTER	TENG42-A	TENG42	PG	93
1B159	Nyushu	character	MENG-B	1B258	?	NUSHU	CHARACTER	MENG42	MENG42	PG	91
1B15A	Nyushu	character	HOU	1B259	?	NUSHU	CHARACTER	HOU33	HOU33	PG	93
1B15B	Nyushu	character	NONG	1B25A	?	NUSHU	CHARACTER	NONG44	NONG	PG	95
1B15C	Nyushu	character	TSA-B	1B25B	?	NUSHU	CHARACTER	TSA33	TSA33	PG	93
1B15D	Nyushu	character	TSIE-A	1B25C	?	NUSHU	CHARACTER	TSIE21	TSIE21	PG	93
1B15E	Nyushu	character	XIE-B	1B25D	?	NUSHU	CHARACTER	CIE21	CIE21	PG	93
1B15F	Nyushu	character	LI	1B25E	?	NUSHU	CHARACTER	LI35	LI35	PG	94
1B160	Nyushu	character	TSI-D	1B25F	?	NUSHU	CHARACTER	TSI5	TSI5	PG	94
1B161	Nyushu	character	YI-D	1B260	?	NUSHU	CHARACTER	I35	I35	PG	94
1B162	Nyushu	character	LU-B	1B261	?	NUSHU	CHARACTER	LU21	LU21	PG	94
1B163	Nyushu	character	HU-B	1B262	?	NUSHU	CHARACTER	HU42-A	HU42	PG	94
1B164	Nyushu	character	TAU	1B263	?	NUSHU	CHARACTER	TAU13	TAU13	PG	94

1B165	Nyushu character	XYU-B	1B264	?	NUSHU CHARACTER	CYU33	CYU33	PG 94	
1B166	Nyushu character	SIOU-B	1B265	?	NUSHU CHARACTER	SIOU21	SIOU21	PG 94	
1B167	Nyushu character	NIOU-B	1B266	?	NUSHU CHARACTER	NJIOU13	IOU13	PG 91	
1B168	Nyushu character	LEY-C	1B267	?	NUSHU CHARACTER	LEW33	LEW33	PG 94	
1B169	Nyushu character	YN-B	1B268	?	NUSHU CHARACTER	YN13	YN13	PG 94	
1B16A	Nyushu character	TONG	1B269	?	NUSHU CHARACTER	TONG13	TONG13	PG 94	
1B16B	Nyushu character	XING-B	1B26A	?	NUSHU CHARACTER	CING13	CING13	PG 93	
1B16C	Nyushu character	IE-E	1B26B	?	NUSHU CHARACTER	IE35	IE35	PG 94	
1B16D	Nyushu character	MEO-B	1B26C	?	NUSHU CHARACTER	MOE33	MOE33	PG 95	
1B16E	Nyushu character	VEO	1B26D	?	NUSHU CHARACTER	VOE5	VOE5	PG 94	
1B16F	Nyushu character	JI-E	1B26E	?	NUSHU CHARACTER	I21	I21	PG 94	
1B170	Nyushu character	JI-B	1B26F	?	NUSHU CHARACTER	TCIOU44-A	TCI44	PG 93	
1B171	Nyushu character	TU	1B270	?	NUSHU CHARACTER	TU33	TU33	PG 94	
1B172	Nyushu character	LOU-C	1B271	?	NUSHU CHARACTER	LOU33	LOU33	PG 94	
1B173	Nyushu character	TSUOY	1B272	?	NUSHU CHARACTER	TSUOW44	TSUOW44	PG 94	
1B174	Nyushu character	MANG-B	1B273	?	NUSHU CHARACTER	MANG13	MANG13	PG 94	
1B175	Nyushu character	TSIANG-C	1B274	?	NUSHU CHARACTER	TSIANG42-A	TSIANG42	PG 95	
1B176	Nyushu character	QIANG	1B275	?	NUSHU CHARACTER	TCHIANG21	TCHIANG21	PG 95	
1B177	Nyushu character	JIONG	1B276	?	NUSHU CHARACTER	TCIONG44	TCIONG44	PG 95	
1B178	Nyushu character	ING-B	1B277	?	NUSHU CHARACTER	ING42	ING42	PG 93	
1B179	Nyushu character	TSIE-B	1B278	?	NUSHU CHARACTER	TSIE33	TSIE33	PG 95	
1B17A	Nyushu character	PY-B	1B279	?	NUSHU CHARACTER	PW21	PW21	PG 95	
1B17B	Nyushu character	FI	1B27A	?	NUSHU CHARACTER	FI21	FI21	PG 95	
1B17C	Nyushu character	XYU-C	1B27B	?	NUSHU CHARACTER	CYU35	CYU35	PG 95	
1B17D	Nyushu character	FY-B	1B27C	?	NUSHU CHARACTER	FW21	NONG44	PG 95?	[See comment N4442 II.2.m]
1B17E	Nyushu character	TSHAI	1B27D	?	NUSHU CHARACTER	TSHAI44	TSHAI44	PG 95	
1B17F	Nyushu character	FANG-D	1B27E	?	NUSHU CHARACTER	FANG33	FANG33	PG 95	
1B180	Nyushu character	NGUOY	1B27F	?	NUSHU CHARACTER	NGUOW13	NGUOW13	PG 95	
1B181	Nyushu character	FU-G	1B280	?	NUSHU CHARACTER	FU5	FU5	PG 95	
1B182	Nyushu character	KU-D	1B281	?	NUSHU CHARACTER	KU5	KU5	PG 95	
1B183	Nyushu character	JYE-C	1B282	?	NUSHU CHARACTER	TCYE21	TCYE21	PG 95	
1B184	Nyushu character	TSYE-E	1B283	?	NUSHU CHARACTER	TSWE21	TSWE21	PG 94	
1B185	Nyushu character	DIE	1B284	?	NUSHU REPETITION MARK				
[no character]	[no character]				OE44	PG 85			
[no character]	[no character]				KUE21	PG 86			
[no character]	[no character]				PW5	PG 88			

[no character]	[no character]	HAI42 PG 88	
[no character]	[no character]	PHWE21 PG 88	
[no character]	[no character]	TCING44 PG 89	[if added, this will become TCING44-A]
[no character]	[no character]	TSIOU33 PG 91	[if added, this will become TSIOU33-A]
[no character]	[no character]	YN44 PG 91	
[no character]	[no character]	MAI42 PG 92	[if added, this will become MAI42-A]
[no character]	[no character]	MOE42 PG 93	
[no character]	[no character]	MU33 PG 94	